

FLN Series

English Workbook - 1

Class IV

Name: _____

Class: _____

School: _____

ಪುಸ್ತಕದ ಕುರಿತು

- ಈ ಪುಸ್ತಕವು NIPUN Bharat ಮಾರ್ಗಸೂಚಿಯ ಅನ್ವಯ ಬುನಾದಿ ಭಾಷಾ ಸಾಮರ್ಥ್ಯದ ಅಭ್ಯಾಸವನ್ನು ಒಳಗೊಂಡಿದೆ.
- ಮೌಖಿಕ ಭಾಷಾ ಸಾಮರ್ಥ್ಯ, ಡಿಕೋಡಿಂಗ್, ಓದುವ ನಿರರ್ಗಳತೆ, ಭಾಷಾ ಗ್ರಹಿಕೆ ಮತ್ತು ಬರವಣಿಗೆ - ಇವು ಈ ಅಭ್ಯಾಸ ಪುಸ್ತಕದಲ್ಲಿ ನೀಡಿರುವ ಪ್ರಮುಖ ಅಂಶಗಳು.
- ಈ ಅಭ್ಯಾಸ ಪುಸ್ತಕದ ಭಾಗ 1 ಮತ್ತು 2 ಒಟ್ಟಾಗಿ 200 high frequency Fry words (common words 1 - 201) ಗಳನ್ನು ಮತ್ತು 100 ಕ್ಕಿಂತ ಹೆಚ್ಚು ನಾಮಪದಗಳನ್ನು ಹೊಂದಿವೆ. ಇವು ಪ್ರಾರಂಭಿಕ ಹಂತದ ಓದುವ ಅಭ್ಯಾಸಕ್ಕೆ ಒಳ್ಳೆಯ ಬುನಾದಿ ನೀಡುತ್ತದೆ.
- ಈ ಅಭ್ಯಾಸ ಪುಸ್ತಕದ ಭಾಗ 1 ಮತ್ತು 2 ಗಳಲ್ಲಿ ಸರಳ ಪದಗಳು, ಸರಳ ವಾಕ್ಯಗಳು ಮತ್ತು ಸರಳ ಪ್ಯಾಸೇಜ್‌ಗಳನ್ನು ಓದುವ ಮತ್ತು ಬರೆಯುವ ಅಭ್ಯಾಸಕ್ಕಾಗಿ ನೀಡಲಾಗಿದೆ.
- ಅಭ್ಯಾಸ ಪುಸ್ತಕದಲ್ಲಿ ಕೆಲವು ಚಟುವಟಿಕೆಗಳನ್ನು ಮಾಡಲು ವಿದ್ಯಾರ್ಥಿಗಳು ಸರಳ ಓದುವ ಅಭ್ಯಾಸಕ್ಕಿಂತ ವಿಭಿನ್ನವಾದ ಭಾಷಾ ಸಾಮರ್ಥ್ಯವನ್ನು ಬಳಸಬೇಕಾಗುತ್ತದೆ. ಉದಾಹರಣೆಗೆ: ಪದಗಳನ್ನು ಹುಡುಕುವುದು, ಪದಬಂಧ, ಹೊರಾಂಗಣ ಚಟುವಟಿಕೆಗಳು, ಡಿಜಿಟಲ್ ಸಾಧನ ಬಳಸಿ ಮಾಡಬೇಕಾದ ಚಟುವಟಿಕೆಗಳು ಮುಂತಾದವು.

ಸೂಚನೆಗಳು

1. ವಿದ್ಯಾರ್ಥಿಗಳು ಪ್ರತಿ ದಿನ ಒಂದು ಪುಟದಷ್ಟು ಅಭ್ಯಾಸ ಮಾಡಬೇಕು.
2. ವಿದ್ಯಾರ್ಥಿಗಳು ಪ್ರತಿದಿನ ಪದಗಳ ಪಟ್ಟಿಯಿಂದ ದಿನಕ್ಕೆ 5 ಪದಗಳನ್ನು ಓದಬೇಕು ಮತ್ತು ಹಿಂದಿನ ದಿನದ ಪದಗಳನ್ನು ಪುನರಾವರ್ತನೆ ಮಾಡಬೇಕು.
3. ವಿದ್ಯಾರ್ಥಿಗಳು ತಮ್ಮ ಶಿಕ್ಷಕರಿಂದ, ಪೋಷಕರಿಂದ ಅಥವಾ ಸಹಪಾಠಿಗಳಿಂದ ಸಹಾಯ ಪಡೆಯಬಹುದು.
4. ಈ ಪುಸ್ತಕವನ್ನು ಸುಮಾರು ಮೂರು ತಿಂಗಳುಗಳಲ್ಲಿ ಪೂರ್ಣಗೊಳಿಸಬೇಕು.
ಯಾವುದೇ ಪರಿಕಲ್ಪನೆಯ ಮೇಲೆ ಹೆಚ್ಚಿನ ಅಭ್ಯಾಸಕ್ಕಾಗಿ ಮತ್ತು ಪುಸ್ತಕದ ಡಿಜಿಟಲ್ ಪ್ರತಿಗಾಗಿ ಈ ಲಿಂಕ್ ಅಥವಾ QR Code ಬಳಸಬಹುದು.
<http://sikshana.org/fln.html>
5. QR Code ಗಳನ್ನು smart phone ಮೂಲಕ scan ಮಾಡಲು google lens ಅಥವಾ ಇನ್ನಿತರೇ ಸೂಕ್ತ app download ಮಾಡಿ ಬಳಸಬೇಕು.
6. ಪ್ರತಿ ಪರಿಕಲ್ಪನೆಯ ಮೇಲಿನ ವಿಡಿಯೋ, ಕ್ಲಿಪ್ ಮುಂದುವರಿದ ಅಭ್ಯಾಸಗಳನ್ನು ಬಳಸಲು ನಿಮ್ಮ ಹತ್ತಿರದ ಗ್ರಾಮ ಪಂಚಾಯಿತಿ ಗ್ರಂಥಾಲಯಕ್ಕೆ ಭೇಟಿ ನೀಡಿ. ಅಲ್ಲಿ ಲಭ್ಯವಿರುವ ಡಿಜಿಟಲ್ ಸಾಧನದಲ್ಲಿ ಶಿಕ್ಷಣ ಪಿಡಿಯಾ ತೆರೆಯಿರಿ. ಸಹಾಯ ಬೇಕಿದ್ದಲ್ಲಿ ಗ್ರಂಥಪಾಲಕರನ್ನು ಅಥವಾ ಶಿಕ್ಷಣ ಮಾರ್ಗದರ್ಶಿಗಳನ್ನು ಸಂಪರ್ಕಿಸಿ.
7. ನಿಮ್ಮ ಬಳಿ ಸ್ಮಾರ್ಟ್ ಫೋನ್ ಇದ್ದರೆ, ಗೂಗಲ್ ಪ್ಲೇ ಸ್ಟೋರ್‌ನಲ್ಲಿ ಶಿಕ್ಷಣ ಪಿಡಿಯಾ (Sikshanapedia) ಆಪ್ ಡೌನ್ ಲೋಡ್ ಮಾಡಿ, ಮತ್ತು ಅದರಲ್ಲಿ ಉಪಯುಕ್ತ ಸಂಪನ್ಮೂಲಗಳನ್ನು ಬಳಸಿ.



“We have put our efforts to make this book free of content errors and typos. However, if you happen to find any or have suggestions for improvement, please reach out to us at feedback@sikshana.org”

Table of Contents

1. Capital and small letters for reference	1
2. Tracing – Pencil control	2
3. Tracing capital and small letters – Cc, Aa, Tt, Oo, Pp	3
3.1 Letters, related words, sentences, activities – reading and writing	4-7
4. Tracing capital and small letters – Ee, Ss, Bb, Nn, Ii	8
4.1 Letters, related words, sentences, activities – reading and writing	9-12
5. Tracing capital and small letters – Gg, Uu, Rr, Dd, Mm	13
5.1 Letters, related words, sentences, activities – reading and writing	14-17
6. I can read three letter words – reading and writing	18
7. Colours – reading and writing activities	19-20
8. Tracing capital and small letters – Hh, Yy, Ww, Ff, Ll	21
8.1 Letters, related words, sentences, activities – reading and writing	22-24
9. I can read three letter words – reading and writing	25
10. Number names – reading and writing activities	26-27
11. Tracing capital and small letters – Vv, Qq, Kk, Jj, Zz, Xx	28
11.1 Letters, related words, sentences, activities – reading and writing	29-32
12. I can read three letter words – reading and writing	33
13. Animals – reading and writing activities	34
14. Revision – capital and small letters	35
15. Sight words	36
16. Activities – three letter words	37-38
17. Speaking exercise	39
18. Alphabet poster	40-41
19. Word families with activities	42
20. High Frequency words - Fry word list 1-100.....	43

Capital Letters

A	B	C	D	E	F	G
H	I	J	K	L	M	N
O	P	Q	R	S	T	U
V	W	X	Y	Z		

Small Letters

a	b	c	d	e	f	g
h	i	j	k	l	m	n
o	p	q	r	s	t	u
v	w	x	y	z		

ABC Song

A B C D E F G

H I J K

L M N O P

Q R S

T U V

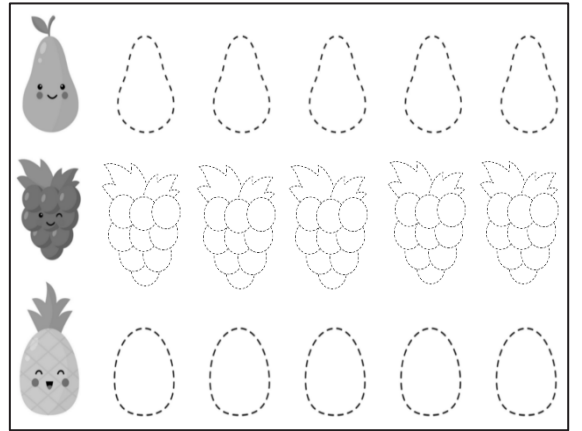
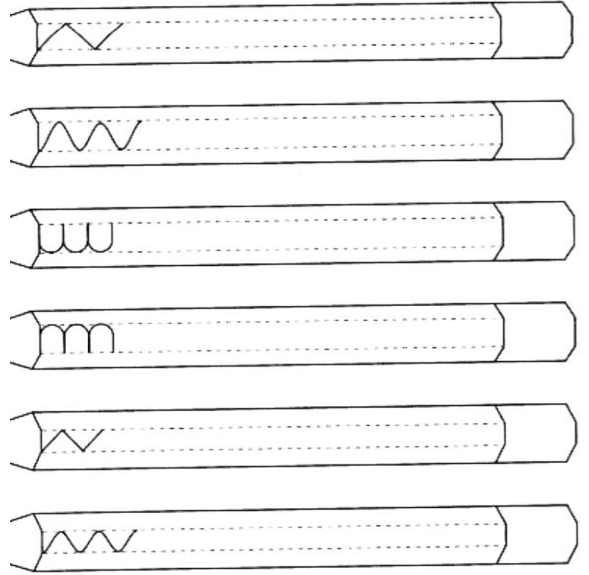
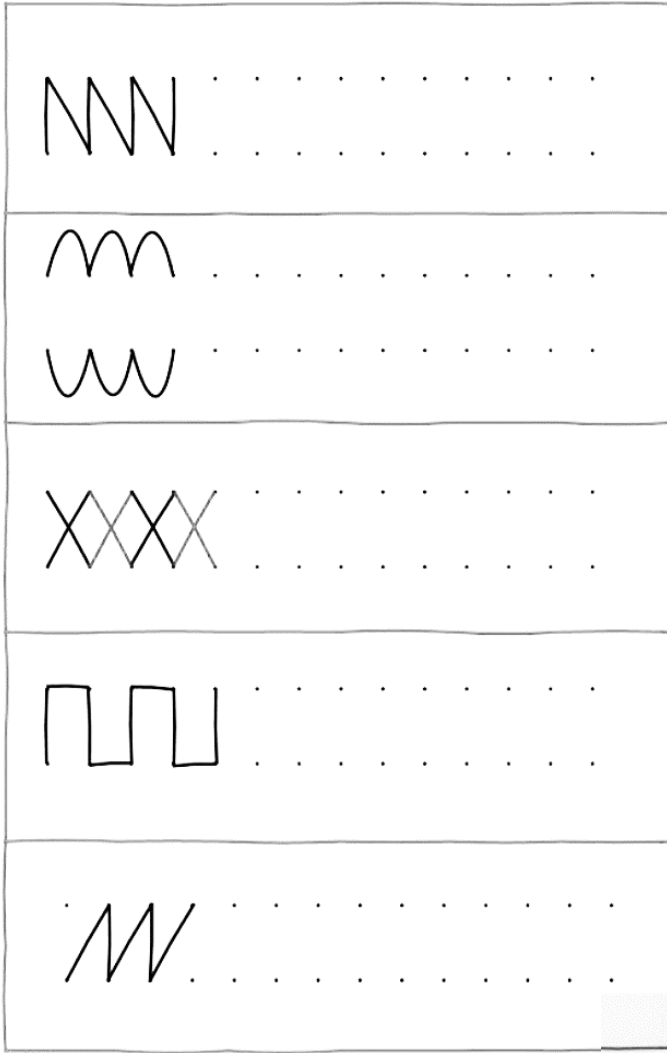
W X Y Z

Now I know my ABCs

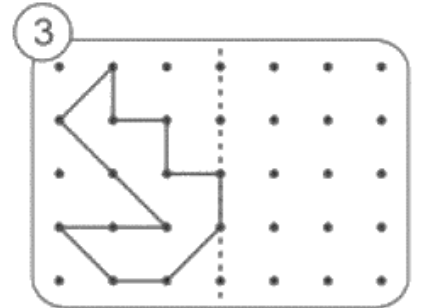
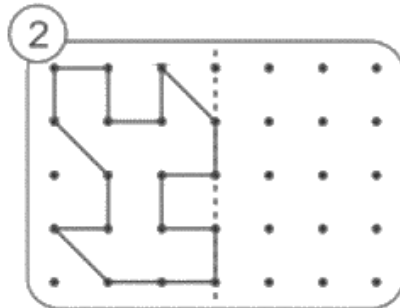
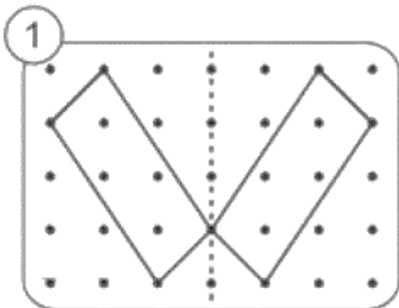
Next time won't you sing with me.

Join the dots. ಚುಕ್ಕೆಗಳನ್ನು ಸೇರಿಸಿ.

Complete the pattern. ವಿನ್ಯಾಸವನ್ನು ಪೂರ್ಣಗೊಳಿಸಿ.



Join the dots and copy the design. ಚುಕ್ಕೆಗಳನ್ನು ಸೇರಿಸಿ ಆಕೃತಿಯನ್ನು ನಕಲು ಮಾಡಿ.



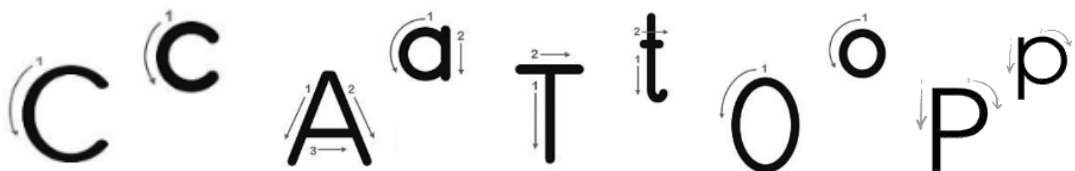
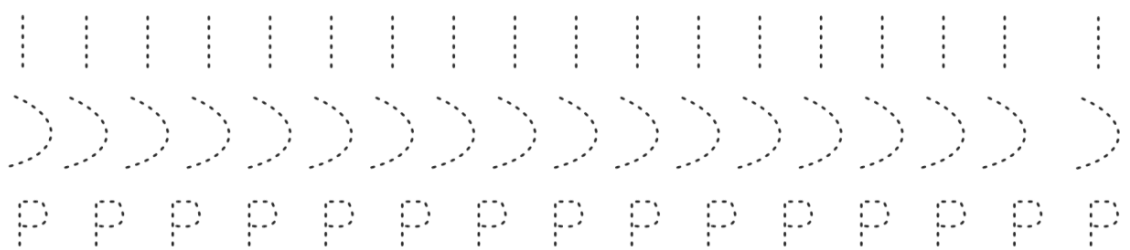


Teachers'/Parents' feedback:



Teachers'/Parents' sign:

Trace the pattern. ವಿನ್ಯಾಸವನ್ನು ತಿದ್ದಿ.

Example



Say and copy the letters. ಅಕ್ಷರಗಳನ್ನು ಹೇಳಿ ಮತ್ತು ಬರೆಯಿರಿ.

C	C C C
c	c c c
A	A A A
a	a a a
T	T T T
t	t t t

Read and write. ಓದಿ ಮತ್ತು ಬರೆಯಿರಿ.

Trace and colour the cat. ಬೆಕ್ಕಿನ ಚಿತ್ರವನ್ನು ತಿದ್ದಿ ಮತ್ತು ಬಣ್ಣ ತುಂಬಿ.

cat	cat
cat	



Read Aloud. ಜೋರಾಗಿ ಓದಿರಿ.

This is a cat.

This is Toto, the cat.

Trace the first letters and try to read the words with help.

ಮೊದಲ ಅಕ್ಷರಗಳನ್ನು ತಿದ್ದಿ ಮತ್ತು ಪದಗಳನ್ನು ಅದರ ಸಹಾಯದಿಂದ ಓದಿರಿ.



ar



ant



iger



ake



arm



urtle



arrot




apple

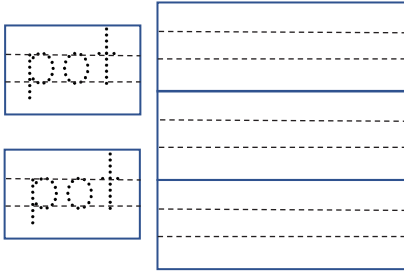


ree

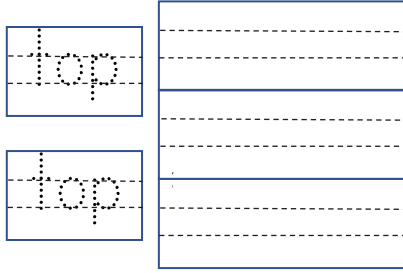
Say and copy the letters. ಅಕ್ಷರಗಳನ್ನು ಹೇಳಿ ಮತ್ತು ಬರೆಯಿರಿ.



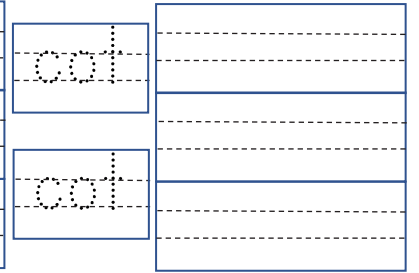
Read and write **pot**



top



cot



Read Aloud. ಜೋರಾಗಿ ಓದಿರಿ.

Trace and colour the pot.



ಮಡಿಕೆಯ ಚಿತ್ರವನ್ನು ತಿದ್ದಿ ಮತ್ತು ಬಣ್ಣವನ್ನು ತುಂಬಿ.

This is a pot.

Papa cat hid the cap in the pot.

Toto wants the cap.

Is the cap in this pot?



Trace the first letters and try to read the words with help.
ಮೊದಲ ಅಕ್ಷರಗಳನ್ನು ತಿದ್ದಿ ಮತ್ತು ಪದಗಳನ್ನು ಅದರ ಸಹಾಯದಿಂದ ಓದಿರಿ.

Colour P and O



pin



owl



pig



orange



pencil



octopus

Revision - Say and copy the letters. ಅಕ್ಷರಗಳನ್ನು ಹೇಳಿ ಮತ್ತು ಬರೆಯಿರಿ.

Cc Cc Cc Aa Aa Aa Tt Tt Tt

Oo Oo Oo Pp Pp Pp Pp

Draw a line connecting C-c-C-c

C-c-C-c ಯನ್ನು ಸೇರಿಸುವ ರೇಖೆಯನ್ನು ಎಳೆಯಿರಿ

Start

C c A a C

f C C B b

g c t a B

a C b B b


A c C g d

a B c k e

b C s f


B c C c

End



Colour the letter - A

Aa ಅಕ್ಷರಕ್ಕೆ ಬಣ್ಣವನ್ನು ತುಂಬಿ.

Aa is for apple 

S A x z

A B a n O

j r J A

a X D c D

V A C s

a f Q a Q

Fill in the blanks. Use the letters - A O

ಬಿಟ್ಟ ಸ್ಥಳ ತುಂಬಿ, AO ಅಕ್ಷರಗಳನ್ನು ಉಪಯೋಗಿಸಿ.

c ___ p
t ___ p
P ___ P ___
T ___ T ___
p ___ t



Match the capital and small letters.

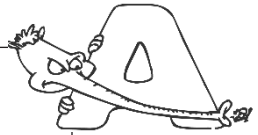
C t

A o

P c

O a

T p



Read the words 5 times. ಪದಗಳನ್ನು 5 ಬಾರಿ ಓದಿ.

This	is	a	in	has
------	----	---	----	-----

Read, trace, and write. ಓದಿ, ತಿದ್ದಿ ಹಾಗೂ ಬರೆಯಿರಿ.

This
This

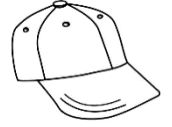
is
is

has
has

in
in

Complete the sentence. ವಾಕ್ಯವನ್ನು ಪೂರ್ಣಗೊಳಿಸಿ.

This is a cap.



Trace the sentence. ವಾಕ್ಯವನ್ನು ತಿದ್ದಿ ಬರೆಯಿರಿ.

This is a pot.



Write the sentence. ವಾಕ್ಯವನ್ನು ಬರೆಯಿರಿ.

--



--

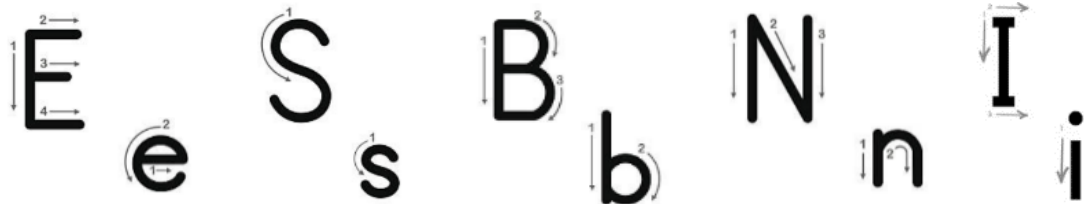

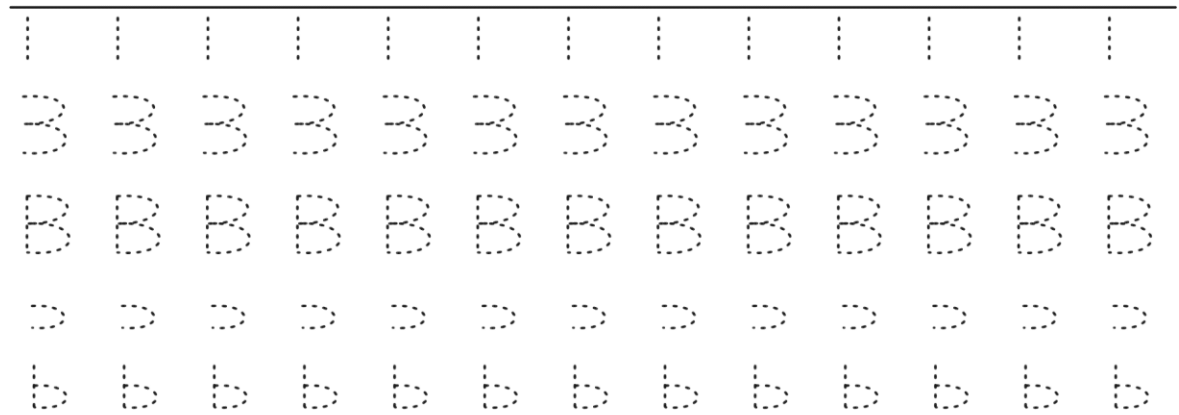


--



cap	pot	cat	tap	top
-----	-----	-----	-----	-----

Trace the pattern. ವಿಸ್ಮಯವನ್ನು ತಿಡಿ.



Say and copy the letters. ಅಕ್ಷರಗಳನ್ನು ಹೇಳಿ ಮತ್ತು ಬರೆಯಿರಿ.

E E E E

e e e e







S S S S

s s s s

N N N N

n n n n

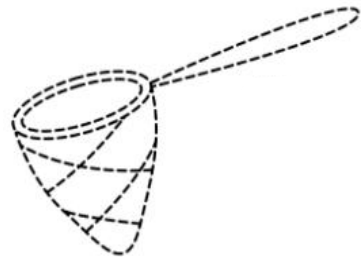
Read and write

	net		sat		son
					
					








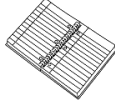
Read Aloud

This is a net.
 Papa cat went fishing with a net.
 Toto cat sat with Papa cat.

Trace and colour the net.



Trace the first letters and try to read the words with help.

	elephant		slide		nest
	egg		snail		nail
	earth		sun		notebook

Teachers'/Parents' feedback:	😊 😐 😞	Teachers'/Parents' sign:	
------------------------------	-------	--------------------------	--

Say and copy the letters. ಅಕ್ಷರಗಳನ್ನು ಹೇಳಿ ಮತ್ತು ಬರೆಯಿರಿ.

B B B B

b b b b

I I I I

i i i i

Read and write **tin**

tin tin

bit

bit bit

bib

bib bib

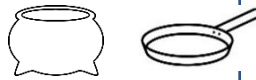
Read Aloud

Colour the tin

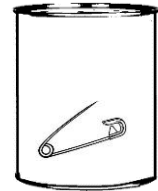
This is a tin.

Papa cat found a pin in the tin.

Toto cat found a pot and a pan.



What can you do with a pin, a tin, a pot, and a pan?



Trace the first letters and try to read the words with help.



Colour B and I



ice cream



book



igloo



bee



India



ball

Revision - Say and copy the letters.

Ee Ee Ee Bb Bb Bb Nn Nn

Nn Ss Ss Ss Ii Ii Ii

Colour the pictures that begin with B.

B ಅಕ್ಷರಗಳಿಂದ ಪ್ರಾರಂಭವಾಗುವ ಚಿತ್ರಗಳಿಗೆ ಬಣ್ಣ ತುಂಬಿ.



Colour the letter - E e

Ee ಅಕ್ಷರಗಳಿಗೆ ಬಣ್ಣ ತುಂಬಿ.



Fill in the blanks. Use the letters - I E


t___n
p___t
b___n
b___t
p___n



Match the capital and small letters.

S
E
B
I
N

b
n
s
e
i



Read the words 5 times.

The	on	and	small	big
-----	----	-----	-------	-----

Read, trace, and write

The
The

small
small

and
and

big
big

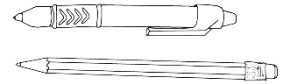
Complete the sentence.

The pin is small.



Trace the sentence.

The pen is small.





PEN & PENCIL

Write the sentences.

--

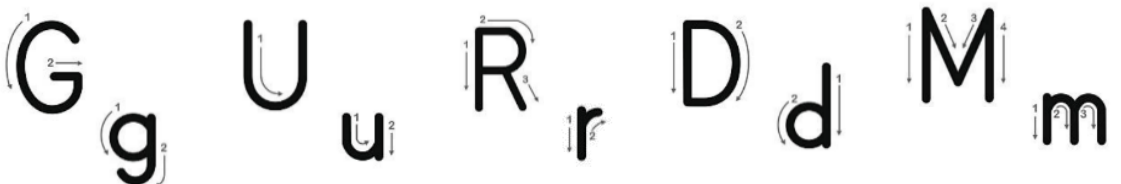

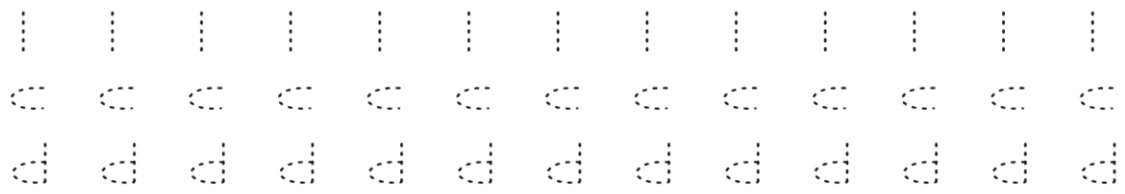
--

--



pin	pen	top	bat	ant
-----	-----	-----	-----	-----

Trace the pattern.



Say and copy the letters.

G G G

g g g

U U U

u u u

R R R

r r r

Read and write

rug mug run sat sun

rug

mug

run

sat

sun

Read Aloud


This is a rug.

Papa cat sat on the rug with a mug.

Toto cat sat with Papa cat.

Toto cat did want to run in the sun.

Colour the cats



Trace the first letters and try to read the words with help.



giraffe



rainbow



umbrella



gift



ring



unhappy



grapes



rabbit



uniform

Teachers'/Parents' feedback:



Teachers'/Parents' sign:

Say and copy the letters.

D D D

d d d

M M M

m m m

Read and write

mud dug dam mad dot

mud

dug

dam

mad

dot

Read Aloud


Colour the mud brown

This is mud.

Papa cat dug the mud.

Toto cat made a dam with the mud.

Papa cat got mad.



Colour D and M



Trace the first letters and try to read the words with help.



moon



dog



monkey



drum



mouse



duck

Read the words 5 times.

with	these	for	on	big
------	-------	-----	----	-----

Read, trace, and write

big
big


these
these

with
with

for
for


Complete the sentence.

The elephant is big.



Trace the sentence.

The giraffe is big.



Write the sentences.



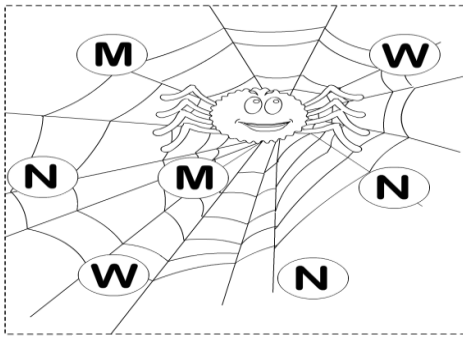
elephant	giraffe	car	earth	rainbow
----------	---------	-----	-------	---------

Revision - Say and copy the letters.

Rr Rr Rr Gg Gg Gg Uu

Uu Dd Dd Dd Mm Mm Mm







Shade the letter M



Match the capital and small letters.

M	—	d
U		r
D		m
G		u
R		g

Fill in the blanks

	r ___ g
	p ___ n
	s ___ n
	p ___ g
	m ___ g
	b ___ d

Connect the G-g-Gg and reach the bottom G

a	g	G	g	G	g	G	g	G	g	G	g	G	g	G	g	o
Q	G	L	Z	a	k	J	i	h	R	e	D	A	b	P		
r	g	G	g	G	g	G	g	G	g	G	g	O	C	q		
S	c	N	s	T	u	e	V	W	x	v	G	A	d	h		
t	g	G	g	U	P	t	q	s	Y	C	g	w	E	x		
U	G	P	G	x	W	v	R	s	z	u	G	o	h	Y		
v	g	O	g	G	g	G	g	G	g	G	g	G	g	b	l	q
W	G	R	M	a	L	k	J	y	l	F	M	n	j	R		
x	g	G	g	G	g	G	g	G	g	G	g	B	K	E		
Y	j	X	y	z	A	b	C	d	z	E	G	d	l	H		
G	g	G	g	B	c	D	b	i	C	h	g	T	M	b		
g	j	K	G	l	m	N	o	P	R	d	G	d	n	A		
G	b	i	g	G	g	G	g	G	g	G	g	G	g	i	O	r
g	L	r	D	y	Z	b	C	s	T	h	w	Q	p	S		
G	g	G	g	G	g	G	g	G	P	q	R	s	T	u		




I Can Read - Read 5 times. Each time you read, mark in the circle given below. Copy the words.



sat

Handwriting practice box for the word 'sat' with four lines (top, dashed, middle, bottom).



mat

Handwriting practice box for the word 'mat' with four lines (top, dashed, middle, bottom).



rat

Handwriting practice box for the word 'rat' with four lines (top, dashed, middle, bottom).




bed

Handwriting practice box for the word 'bed' with four lines (top, dashed, middle, bottom).



red

Handwriting practice box for the word 'red' with four lines (top, dashed, middle, bottom).



led

Handwriting practice box for the word 'led' with four lines (top, dashed, middle, bottom).



bin

Handwriting practice box for the word 'bin' with four lines (top, dashed, middle, bottom).



tin

Handwriting practice box for the word 'tin' with four lines (top, dashed, middle, bottom).



pin

Handwriting practice box for the word 'pin' with four lines (top, dashed, middle, bottom).



pot

Handwriting practice box for the word 'pot' with four lines (top, dashed, middle, bottom).



cot

Handwriting practice box for the word 'cot' with four lines (top, dashed, middle, bottom).



dot

Handwriting practice box for the word 'dot' with four lines (top, dashed, middle, bottom).



mug

Handwriting practice box for the word 'mug' with four lines (top, dashed, middle, bottom).



dug

Handwriting practice box for the word 'dug' with four lines (top, dashed, middle, bottom).



rug

Handwriting practice box for the word 'rug' with four lines (top, dashed, middle, bottom).

Read the words 5 times.

red	blue	green	yellow	orange
-----	------	-------	--------	--------

Read, Trace and Write

red
red

blue
blue

green
green

yellow
yellow

Complete the sentences. Read and colour the images as mentioned in the sentences.

ವಾಕ್ಯಗಳನ್ನು ಪೂರ್ತಿ ಮಾಡಿ. ಓದಿ ಮತ್ತು ವಾಕ್ಯಗಳಲ್ಲಿದ್ದಂತೆ ಚಿತ್ರಗಳಿಗೆ ಬಣ್ಣ ತುಂಬಿ.

The car is red.




Trace the sentence.

The giraffe is yellow.



Write the sentences.








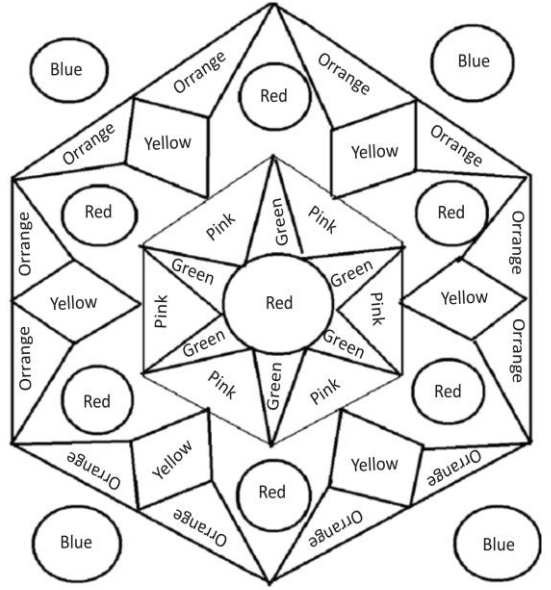
car	giraffe	leaf	flower	uniform
-----	---------	------	--------	---------

Teachers'/Parents' feedback:	😊 😐 😞	Teachers'/Parents' sign:	
------------------------------	-------	--------------------------	--

Colour as given. ಕೆಳಗೆ ಕೊಟ್ಟಿರುವಂತೆ ಬಣ್ಣ ತುಂಬಿ.




A - Red D - Gray G - Brown
B - Yellow E - Orange H - Blue
C - Black F - White I - Green



Read and colour the pictures.

ಓದಿ ಮತ್ತು ಚಿತ್ರಗಳಿಗೆ ಬಣ್ಣವನ್ನು ತುಂಬಿರಿ.



Read and understand. ಓದಿ ಮತ್ತು ಅರ್ಥೈಸಿಕೊಳ್ಳಿ

I have a dog.

His name is Shera.


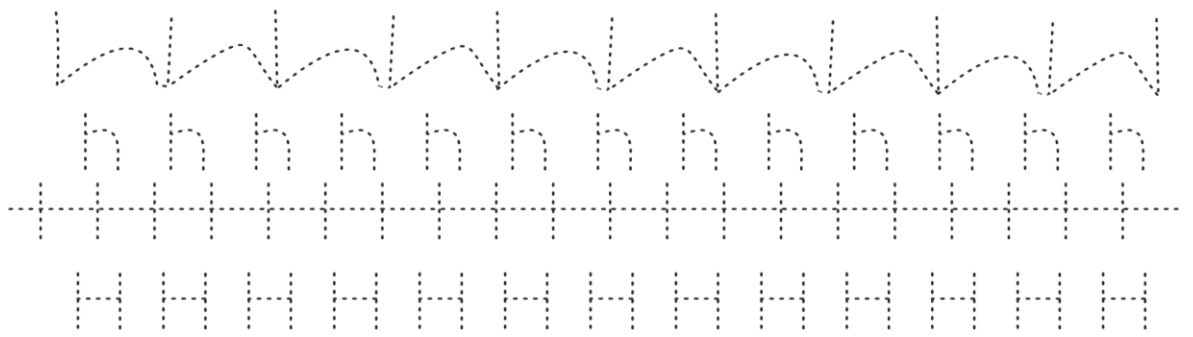

My dog is small.

My dog is black and white.

Draw and colour the dog Shera.



Trace the pattern.



Say and copy the letters.

H	H H H
h	h h h
F	F F F
f	f f f
W	W W W
w	w w w

Read, write, and copy 5 times in the notebook. ಓದಿರಿ, ಬರೆಯಿರಿ ಮತ್ತು 5 ಬಾರಿ ನಿಮ್ಮ ನೋಟ್ ಬುಕ್‌ನಲ್ಲಿ ನಕಲು ಮಾಡಿ.

fat	hat	wet	hip	win


Read Aloud

This is a hat.













This is a fat cat with a hat.

The fat cat with a hat is on the



Trace the first letters and try to read the words with help.

	 hat	 fish	 whale
	 hand	 frog	 watermelon
	 house	 flower	 worm

Say and copy the letters.

Tracing practice for uppercase and lowercase letters L, I, Y, and y. Each letter is shown with stroke order arrows and numbers (1, 2) and followed by three dashed lines for copying.

Read and write

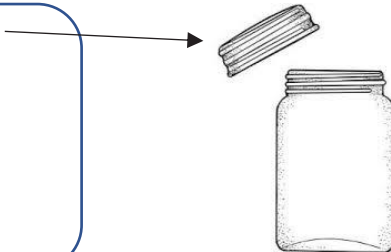
let yet lay day lid

Tracing practice for the words: let, yet, lay, day, lid. Each word is on a set of three horizontal lines (top, middle, bottom) with dashed letters for tracing.

Read Aloud

Colour the lid and jar

This is a lid.
The lid is big.
The lid does not fit.
I will get a small lid.




Trace the first letters and try to read the words with help.



Colour

L - red

Y - blue



yo-yo

yoga

yarn



lion

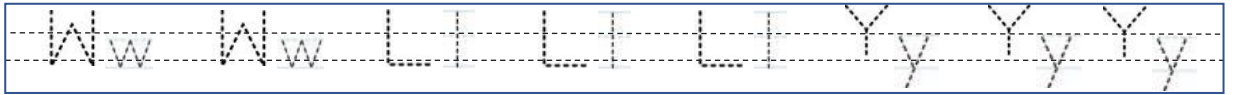
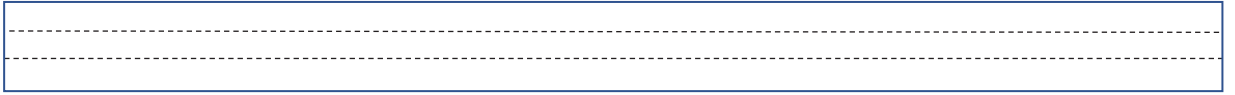


lock

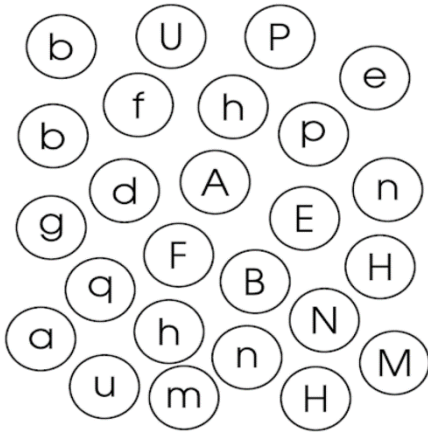


leaf

Say and copy the letters.




Shade the letter Hh. Hh ಅಕ್ಷರವನ್ನು ತಿದ್ದಿ.



Colour the pictures that begin with F. F

ಅಕ್ಷರದಿಂದ ಆರಂಭವಾಗುವ ಚಿತ್ರಗಳಿಗೆ ಬಣ್ಣ ತುಂಬಿ



Fill in the blanks

	__ a __
	__ a __
	__ u __
10	__ e __
	__ e __
	__ e __



Match the capital and small letters.

f	h
l	y
h	F
w	l
y	w

Teachers'/Parents' feedback:



Teachers'/Parents' sign:

I Can Read - Read 5 times. Each time you read, mark in the circle given below. Copy the words.



bad

Handwriting practice box with four lines (top, dashed, middle, dashed) for the word 'bad'.



mad

Handwriting practice box with four lines (top, dashed, middle, dashed) for the word 'mad'.



sad

Handwriting practice box with four lines (top, dashed, middle, dashed) for the word 'sad'.



pen

Handwriting practice box with four lines (top, dashed, middle, dashed) for the word 'pen'.




hen

Handwriting practice box with four lines (top, dashed, middle, dashed) for the word 'hen'.

10

ten

Handwriting practice box with four lines (top, dashed, middle, dashed) for the word 'ten'.



big

Handwriting practice box with four lines (top, dashed, middle, dashed) for the word 'big'.



pig

Handwriting practice box with four lines (top, dashed, middle, dashed) for the word 'pig'.



dig

Handwriting practice box with four lines (top, dashed, middle, dashed) for the word 'dig'.



top

Handwriting practice box with four lines (top, dashed, middle, dashed) for the word 'top'.



mop

Handwriting practice box with four lines (top, dashed, middle, dashed) for the word 'mop'.



cop

Handwriting practice box with four lines (top, dashed, middle, dashed) for the word 'cop'.



bun

Handwriting practice box with four lines (top, dashed, middle, dashed) for the word 'bun'.



sun

Handwriting practice box with four lines (top, dashed, middle, dashed) for the word 'sun'.



run

Handwriting practice box with four lines (top, dashed, middle, dashed) for the word 'run'.

Read the words 5 times.

have	my	these
------	----	-------

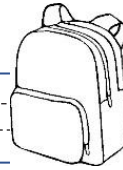
one - 1	two - 2	three - 3	four - 4	five - 5
six - 6	seven - 7	eight - 8	nine - 9	ten = 10

Read, trace, and write

have	one	two	three
have	one	two	three

Complete the sentence.

I have one pencil in my bag.



Trace the sentence.

I have one ruler in my bag.



Write the sentences.







pencil

ruler

book







eraser

sharpener











Read the words and copy in your notebook. ಪದಗಳನ್ನು ಓದಿ ಮತ್ತು ನಿಮ್ಮ ನೋಟ್ ಬುಕ್‌ನಲ್ಲಿ ನಕಲು ಮಾಡಿ.

brinjal	onion	potato	tomato	carrot
beans	mango	banana	papaya	grapes

Read 5 times.

This is one brinjal.		This is one tomato.		This is one onion.	
This is one mango.		This is one papaya.		This is one banana.	

Read, trace and copy. ಓದಿ, ತಿದ್ದಿ ಹಾಗೂ ನಕಲು ಮಾಡಿ.

These are two carrots.		These are six beans.	
These are two carrots.			
These are papayas		These are seven mangoes.	
These are three onions.		These are eight bananas.	
These are four potatoes.		These are nine grapes.	
These are five tomatoes.		These are ten apples.	

Colour

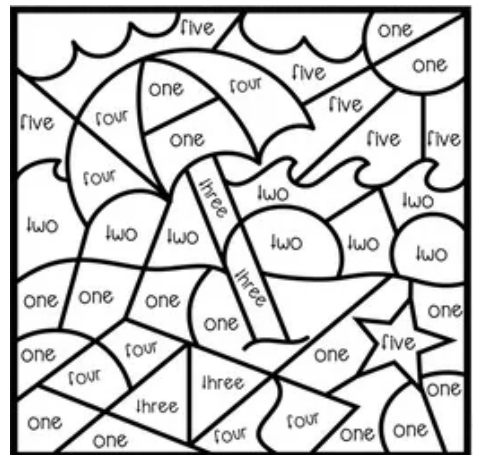
one – yellow

four - orange


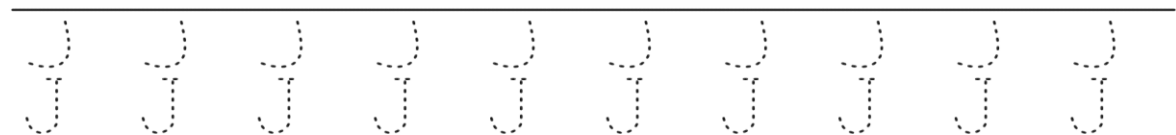
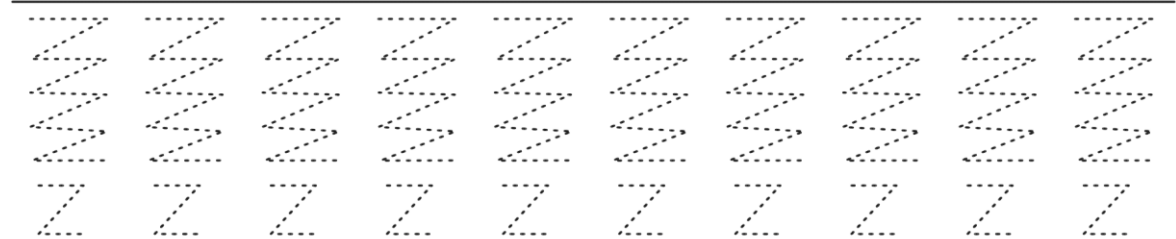
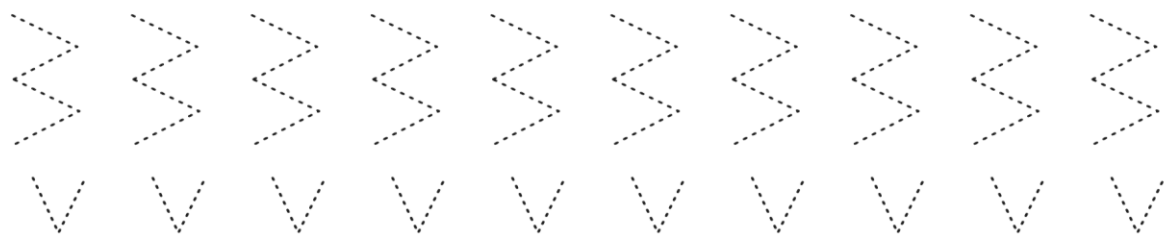
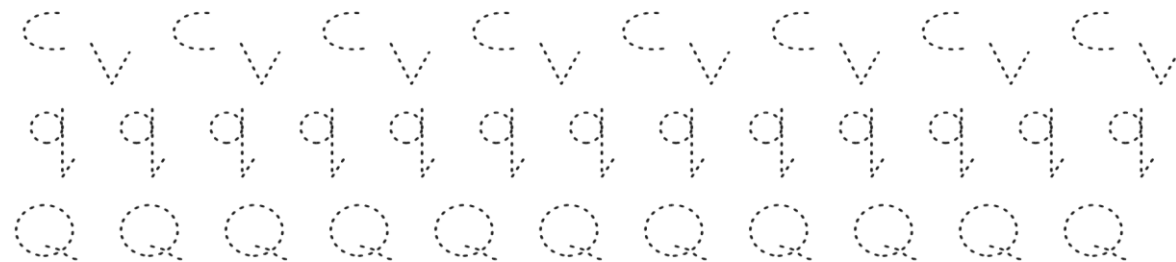
two – blue

five - pink

three – green



Trace the pattern



Say and copy the letters.

K	K K K
k	k k k
Q	Q Q Q
q	q q q
J	J J J
j	j j j

Read, write, and copy 5 times in the notebook.

jug

key

jet

kit

hug

Read Aloud

This is a jug.
 The jug has juice.
 It is carrot juice.
 I like carrot juice

Colour the jug



Trace the first letters and try to read the words with help.



Jug



question



key



Jar



queen



knife



Juice



quiz



kite

Say and copy the letters.

V	V V V
v	v v v
Z	Z Z Z
z	z z z
X	X X X
x	x x x

Read, write, and copy 5 times in the notebook.

van	vet	zoo	box	ox

Read Aloud

This is a zoo.

I went to the zoo with my father, mother, and brother.

I saw a lion, an elephant, and many monkeys.

The monkeys were playing on a tree.

Suddenly, one monkey took my father's cap.

The zookeeper helped us get the cap back.



Teachers'/Parents' feedback:



Teachers'/Parents' sign:

Trace the first letters and try to read the words with help.



x-ray



zip



vegetable



x'mass



zebra



van



exit



zero



vase

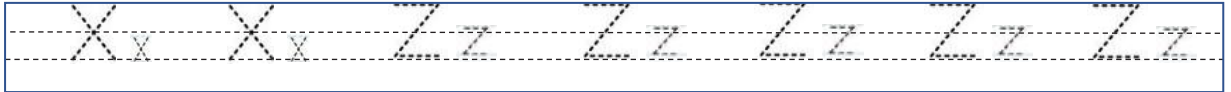
Revision - Say and copy the letters.

Tracing practice for letters Jj, Kk, and Oo. The first row shows Jj, Jj, Jj, Jj, Kk, Kk, Kk. The second row shows Kk, Kk, Oo, Oo, Oo, Oo. Below each row are blank lines for copying.


Connect the letter K. K ಅಕ್ಷರವನ್ನು ಸೇರಿಸಿ.

A word search puzzle for the letter K. The puzzle grid contains various letters. A cartoon character is at the 'START' point, and a hat is at the 'FINISH' point. The path of the letter K is highlighted in the grid. Below the puzzle are illustrations of the letter K connected to a cartoon character, and other letters Q, V, Z, X connected to cartoon characters.

Revision - Say and copy the letters.



Circle the letter v. Copy the words.



vase

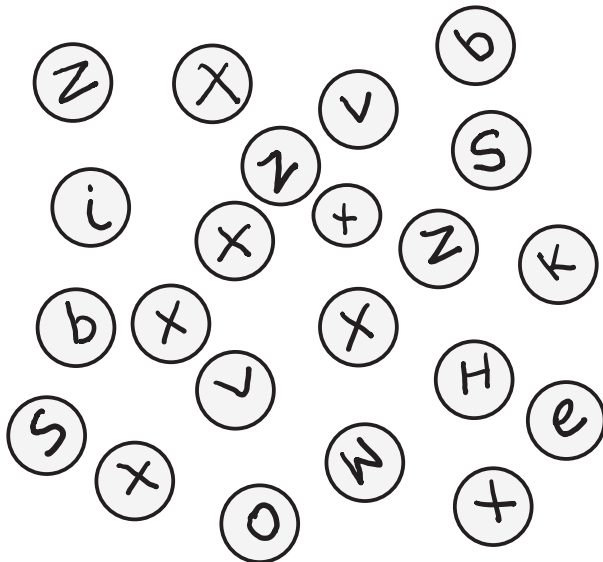


five



vegetables

Find and colour the letter - X



Find the Z words -

zoo zebra zip zero

a	z	o	o	g	a	a	t	m	c
s	m	z	d	c	n	z	e	r	o
g	n	k	j	d	p	z	c	n	g
f	l	f	z	e	b	r	a	j	h
y	r	y	e	l	l	o	w	e	l
z	i	p	f	g	s	t	l	d	r
t	t	m	o	w	a	r	b	s	q

How many? X _____

How many? Z _____

I Can Read - Read 5 times. Each time you read, mark in the circle given below. Copy the words.




ran



man



pan



net



jet



pet



sit



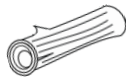
hit



pit



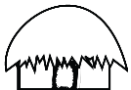
dog



log



hog



hut



cut



nut

Read the words 5 times

Look	at	who	it	her
------	----	-----	----	-----

Read, Trace and Write

Look
Look

at
at

who
who

her
her

Complete the sentence.

Look at the monkey.



Trace the sentence.

Look at the lion.



Write the sentences.



monkey

lion

cow

hen

peacock

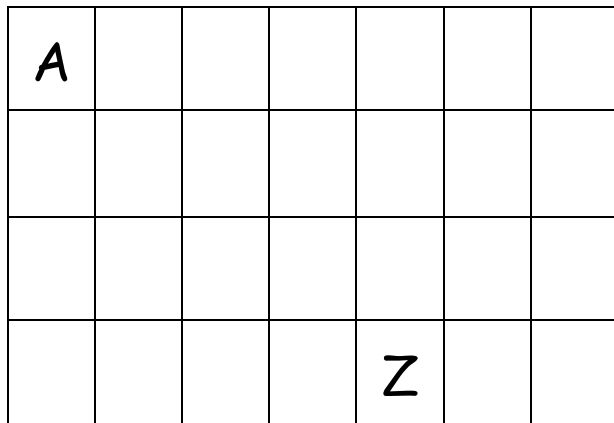
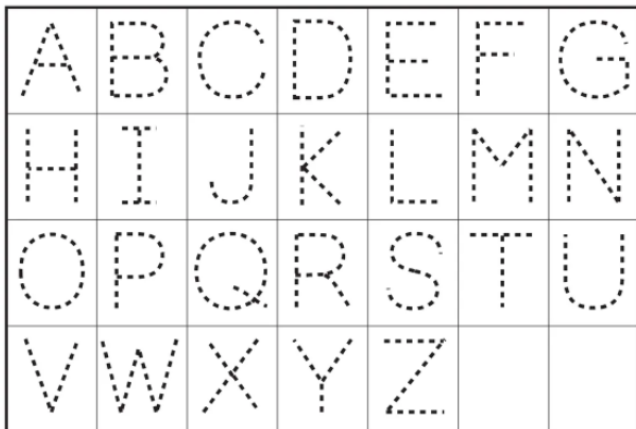
Teachers'/Parents' feedback:



Teachers'/Parents' sign:

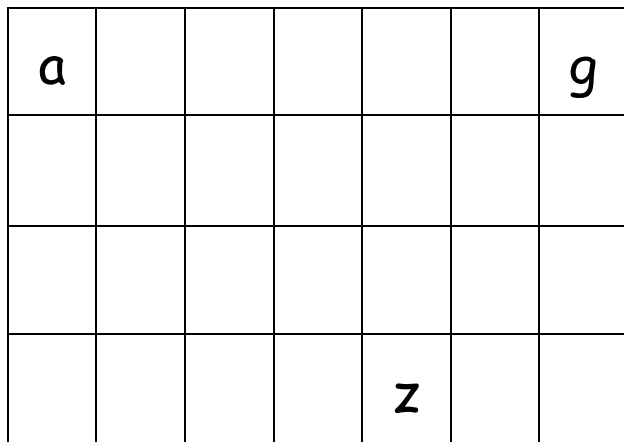

Trace

Copy



Trace

Copy



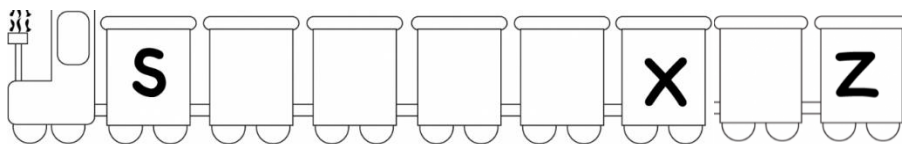
Match the capital and small letters.

z n j l w b d v

W z B N J L V D

(A line connects the lowercase 'j' to the uppercase 'J')

Fill in the missing letters.



Find and circle the words.

jug cow				bag pin		hid bed		hen cab		lion head			
n	b	a	g	o	p	g	c	p	i	n	a	n	o
m	d	a	f	h	j	a	n	k	f	m	a	n	a
l	f	p	i	n	a	n	s	t	a	r	b	e	d
e	c	k	x	t	r	a	i	n	j	a	e	e	d
i	e	t	h	i	d	p	k	b	k	j	a	m	f
h	e	n	b	q	s	e	r	l	m	f	q	h	p
a	o	z	m	v	t	j	u	g	l	i	o	n	v
c	c	c	o	w	n	a	h	e	a	d	l	m	b

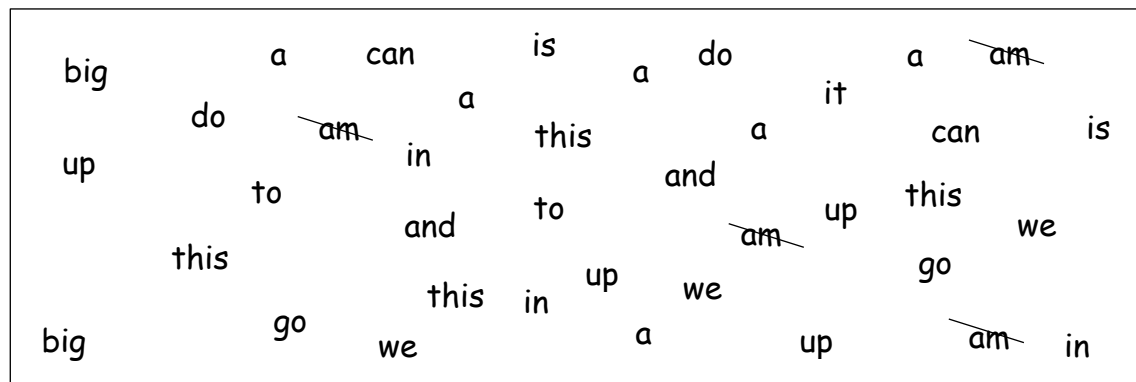
Count from the box and write. How many?

e _____ p _____ i _____ m _____ a _____ b _____ n _____

Read the words 5 times

a	can	is	a	we
this	big	and	go	up
am	in	to	it	for







Find the words. ಪದಗಳನ್ನು ಹುಡುಕಿರಿ.









How many? ಎಷ್ಟು?

am _____ 4	a _____	do _____	can _____	is _____	it _____
and _____	to _____	up _____	go _____	we _____	in _____



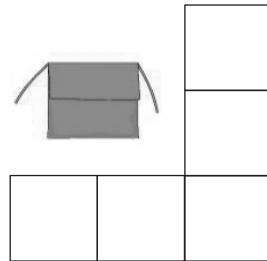

Fill in the missing letters.

					
c ___ n	c ___ p	d ___ g	w ___ b	h ___ t	j ___ t

Look at the pictures and write the names. ಚಿತ್ರಗಳನ್ನು ನೋಡಿ ಮತ್ತು ಅವುಗಳ ಹೆಸರನ್ನು ಬರೆಯಿರಿ.

Look at the pictures and write the words. : ಚಿತ್ರಗಳನ್ನು ನೋಡಿ ಮತ್ತು ಪದಗಳನ್ನು ಬರೆಯಿರಿ.



Make a chart with more such puzzles.

Put the words in the correct boxes. ಪದಗಳನ್ನು ಸರಿಯಾದ ಚೌಕಗಳಲ್ಲಿ ಹಾಕಿ

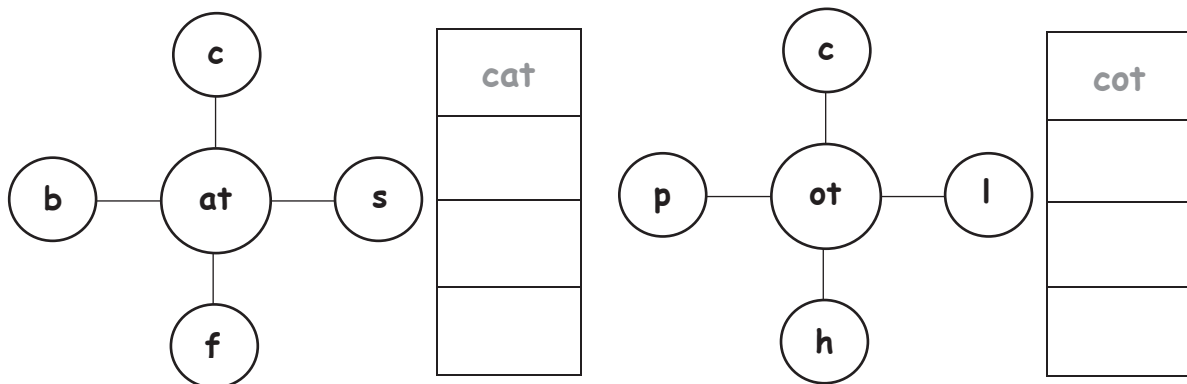
Read the words. ಪದಗಳನ್ನು ಓದಿ.

mad ✓	pet	top	pit	cut	jot	set	sun
met	sad ✓	run ✓	nut	sit	bun	lot	pet
pop	cop	had	hut	net	kit	pot	fun

Write ಬರೆಯಿರಿ

ad	et	op	un	it	ot	ut
mad	pet					
sad	met					
had	set					

Make words ಪದಗಳನ್ನು ರಚಿಸಿ



Write the rhyming words for: ಇವುಗಳಿಗೆ ಪ್ರಾಸ ಪದಗಳನ್ನು ಬರೆಯಿರಿ:

dog	bun	hen	cat	pot	pig	pin
log						

Read and match the same words

tall fat sat pin cake tin
 pin cake fat sat tin tall

Speaking – Following basic instructions

Read and speak. ಓದಿರಿ ಹಾಗೂ ಮಾತನಾಡಿ.

Please stand up.	Please be quiet.	listen	Throw the ball .
Please sit down.	Please raise your hand.	play with me .	Look at this.
Please come here.	Look at my drawing .	jump	Close the door.

Who says this - teacher or students? Write the above instructions in the boxes below.

ಯಾರಿಗೆ ಹೇಳಿದರು? ಶಿಕ್ಷಕರಾ ಅಥವಾ ವಿದ್ಯಾರ್ಥಿಗಳಾ? ಮೇಲೆ ಕೊಟ್ಟಿರುವ ಸೂಚನೆಗಳನ್ನು ಕೆಳಗೆ ಕೊಟ್ಟಿರುವ ಬಾಕ್ಸ್‌ಗಳಲ್ಲಿ ಬರೆಯಿರಿ.



Please stand up.

























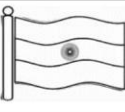


















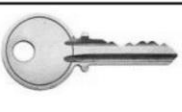





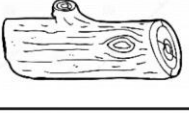




Play with me.











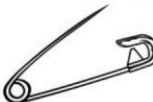


































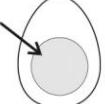






Teachers'/Parents' feedback:



Teachers'/Parents' sign:

Pair/Group work - Read the words and make a chart. ಪದಗಳನ್ನು ಓದಿ, ಜೋಡಿಯಾಗಿ ಅಥವಾ ಗುಂಪುಗಳಾಗಿ ವಿಂಗಡಿಸಿ ಪಟ್ಟಿ ಮಾಡಿ.

a	apple 	ant 	axe 	aeroplane 
b	bag 	bat 	book 	ball 
c	cup 	cat 	cow 	crow 
d	duck 	door 	drum 	dog 
e	egg 	elephant 	ear 	eye 
f	frog 	fish 	flag 	fan 
g	glass 	gate 	grass 	girl 
h	house 	hat 	head 	hand 
i	ice-cream 	india 	ink 	ice 
j	jug 	jar 	jeep 	juice 
k	kite 	key 	king 	kitten 
l	lion 	leg 	leaf 	log 
m	mat 	man 	mango 	mouth 


n	nail 	nose 	nest 	net 
o	orange 	owl 	ox 	office 
p	pencil 	parrot 	pin 	plate 
q	queen 	quarter 	quiet 	quiz 
r	rat 	rose 	rainbow 	rain 
s	snake 	skirt 	sun 	saree 
t	ten 	two 	train 	table 
u	umbrella 	umpire 	under 	Up 
v	vegetables 	vase 	van 	violin 
w	watch 	well 	window 	woman 
x	x-ray 	x-mas tree 	six 	xylophone 
y	yellow 	yolk 	yoga 	yak 
z	zero 	zipper 	zoo 	zebra 

Read 5 times. 5 ಬಾರಿ ಓದಿ.

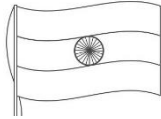
ab		ad		ag		am		an	
cab	lab	bad	dad	bag	nag	dam	ham	can	fan
jab	dab	mad	pad	rag	brag	yam	jam	man	ran
crab	drab	sad	clad	tag	drag	swam	clam	gran	plan
grab	slab	glad	Brad	flag	wag	pram	exam	scan	than
ap		ar		at		ed		en	
cap	lap	car	far	bat	cat	bed	fed	den	hen
map	nap	jar	tar	mat	rat	led	red	men	pen
flap	clap	afar	scar	flat	chat	bled	shed	glen	then
snap	trap	star	ajar	brat	that	fled	wed	when	ten

Fill in the blanks.

ಬಿಟ್ಟ ಸ್ಥಳ ತುಂಬಿರಿ.



___ a ___



___ a ___



___ a ___



___ a ___



___ a ___

Fill in the blanks to make words.

All words are from the above list.

c	a	b	
b		d	
r		t	
m		n	
j		r	
c		p	
j		m	
b		g	
s	t		r
w			n
c		a	p
	l	a	
	h		t

ಪದಗಳನ್ನು ರಚಿಸಲು ಖಾಲಿ ಜಾಗಗಳನ್ನು ಭರ್ತಿ ಮಾಡಿ.

ಪ್ರಾಸಬದ್ಧ ಪದಗಳನ್ನು ಬರೆಯಿರಿ.


Write the rhyming words.

mat	hat	flat
pen		
car		
map		
bad		
cab		
den		
fan		
red		
dam		


High frequency words - Fry word list (1 to 100)


a	ಅ	from	ಫ್ರಮ್	more	ಮೋರ್	there	ದೇರ್
about	ಅಬೌಟ್	get	ಗೆಟ್	my	ಮೈ	these	ದೀಸ್
all	ಆಲ್	go	ಗೊ	no	ನೊ	they	ದೆ
am	ಆಮ್	had	ಹ್ಯಾಡ್	not	ನಾಟ್	this	ದಿಸ್
an	ಆನ್	has	ಹ್ಯಾಸ್	now	ನೌ	time	ಟೈಮ್
and	ಅಂಡ್	have	ಹ್ಯಾವ್	number	ನಂಬರ್	to	ಟು
are	ಆರ್	he	ಹಿ	of	ಆಫ್	two	ಟು
as	ಆಸ್	her	ಹರ್	on	ಆನ್	up	ಅಪ್
at	ಅಟ್	him	ಹಿಮ್	one	ಒನ್	use	ಯೂಸ್
be	ಬಿ	his	ಹಿಸ್	or	ಆರ್	was	ವಾಸ್
been	ಬೀನ್	how	ಹೌ	other	ಅದರ್	water	ವಾಟರ್
but	ಬಟ್	I	ಐ	out	ಔಟ್	way	ವೇ
by	ಬೈ	if	ಇಫ್	part	ಪಾರ್ಟ್	we	ವಿ
called	ಕಾಲ್ಡ್	in	ಇನ್	people	ಪೀಪಲ್	were	ವೆರ್
can	ಕ್ಯಾನ್	into	ಇನ್‌ಟು	said	ಸೇಡ್	what	ವಾಟ್
come	ಕಮ್	is	ಈಸ್	see	ಸೀ	when	ವೆನ್
could	ಕುಡ್	it	ಇಟ್	she	ಶಿ	which	ವಿಚ್
day	ಡೇ	its	ಇಟ್ಸ್	so	ಸೊ	who	ಹೂ
did	ಡಿಡ್	like	ಲೈಕ್	some	ಸಮ್	with	ವಿತ್
do	ಡು	long	ಲಾಂಗ್	than	ಡ್ಯಾನ್	will	ವಿಲ್
down	ಡೌನ್	look	ಲುಕ್	that	ದಟ್	words	ವರ್ಡ್ಸ್
each	ಈಚ್	made	ಮೇಡ್	the	ದ	would	ವುಡ್
find	ಫೈಂಡ್	make	ಮೇಕ್	their	ದೇಯರ್	write	ರೈಟ್
first	ಫಿಸ್ಟ್	many	ಮೆನಿ	them	ದೇಮ್	you	ಯು
for	ಫಾರ್	may	ಮೇ	then	ದೆನ್	your	ಯೂಅರ್



+91 80 26629890 

info@sikshana.org @

www.sikshana.org 

41, K. R. Road, Basavangudi 
Bengaluru – 560004, Karnataka