

FLN Series

---

---

# English Workbook - 1

---

---

Class VI

Name: \_\_\_\_\_

Class: \_\_\_\_\_

School: \_\_\_\_\_

---

## ಪುಸ್ತಕದ ಕುರಿತು

- ಈ ಪುಸ್ತಕವು NIPUN Bharat ಮಾರ್ಗಸೂಚಿಯ ಅನ್ವಯ ಬುನಾದಿ ಭಾಷಾ ಸಾಮರ್ಥ್ಯದ ಅಭ್ಯಾಸವನ್ನು ಒಳಗೊಂಡಿದೆ.
- ಮೌಖಿಕ ಭಾಷಾ ಸಾಮರ್ಥ್ಯ, ಡಿಕ್ಯೋಡಿಂಗ್, ಓದುವ ನಿರರ್ಗಳತೆ, ಭಾಷಾ ಗ್ರಹಿಕೆ ಮತ್ತು ಬರವಣಿಗೆ - ಇವು ಈ ಅಭ್ಯಾಸ ಪುಸ್ತಕದಲ್ಲಿ ನೀಡಿರುವ ಪ್ರಮುಖ ಅಂಶಗಳು.
- ಈ ಅಭ್ಯಾಸ ಪುಸ್ತಕದ ಭಾಗ 1 ಮತ್ತು 2 ಒಟ್ಟಾಗಿ 200 high frequency Fry words (common words 401 - 600) ಗಳನ್ನು ಮತ್ತು 100 ಕ್ಕಿಂತ ಹೆಚ್ಚು ನಾಮಪದಗಳನ್ನು ಹೊಂದಿವೆ. ಇವು ಪ್ರಾರಂಭಿಕ ಹಂತದ ಓದುವ ಅಭ್ಯಾಸಕ್ಕೆ ಒಳ್ಳೆಯ ಬುನಾದಿ ನೀಡುತ್ತದೆ.
- ಈ ಅಭ್ಯಾಸ ಪುಸ್ತಕದ ಭಾಗ 1 ಮತ್ತು 2 ಗಳಲ್ಲಿ ಸರಳ ಪದಗಳು, ಸರಳ ವಾಕ್ಯಗಳು ಮತ್ತು ಸರಳ ಪ್ರಾಸೇಜ್‌ಗಳನ್ನು ಓದುವ ಮತ್ತು ಬರೆಯುವ ಅಭ್ಯಾಸಕ್ಕಾಗಿ ನೀಡಲಾಗಿದೆ.
- ಅಭ್ಯಾಸ ಪುಸ್ತಕದಲ್ಲಿ ಕೆಲವು ಚಟುವಟಿಕೆಗಳನ್ನು ಮಾಡಲು ವಿದ್ಯಾರ್ಥಿಗಳು ಸರಳ ಓದುವ ಅಭ್ಯಾಸಕ್ಕಿಂತ ವಿಭಿನ್ನವಾದ ಭಾಷಾ ಸಾಮರ್ಥ್ಯವನ್ನು ಬಳಸಬೇಕಾಗುತ್ತದೆ. ಉದಾಹರಣೆಗೆ: ಪದಗಳನ್ನು ಹುಡುಕುವುದು, ಪದಬಂಧ, ಹೊರಾಂಗಣ ಚಟುವಟಿಕೆ ಗಳು, ಡಿಜಿಟಲ್ ಸಾಧನ ಬಳಸಿ ಮಾಡಬೇಕಾದ ಚಟುವಟಿಕೆಗಳು ಮುಂತಾದವು.

## ಸೂಚನೆಗಳು

1. ವಿದ್ಯಾರ್ಥಿಗಳು ಪ್ರತಿ ದಿನ ಒಂದು ಪುಟದಷ್ಟು ಅಭ್ಯಾಸ ಮಾಡಬೇಕು.
2. ವಿದ್ಯಾರ್ಥಿಗಳು ಪ್ರತಿದಿನ ಪದಗಳ ಪಟ್ಟಿಯಿಂದ ದಿನಕ್ಕೆ 5 ಪದಗಳನ್ನು ಓದಬೇಕು ಮತ್ತು ಹಿಂದಿನ ದಿನದ ಪದಗಳನ್ನು ಪುನರಾವರ್ತನೆ ಮಾಡಬೇಕು.
3. ವಿದ್ಯಾರ್ಥಿಗಳು ತಮ್ಮ ಶಿಕ್ಷಕರಿಂದ, ಪೋಷಕರಿಂದ ಅಥವಾ ಸಹಪಾಠಿಗಳಿಂದ ಸಹಾಯ ಪಡೆಯಬಹುದು.
4. ಈ ಪುಸ್ತಕವನ್ನು ಸುಮಾರು ಮೂರು ತಿಂಗಳುಗಳಲ್ಲಿ ಪೂರ್ಣಗೊಳಿಸಬೇಕು.
5. ಯಾವುದೇ ಪರಿಕಲ್ಪನೆಯ ಮೇಲೆ ಹೆಚ್ಚಿನ ಅಭ್ಯಾಸಕ್ಕಾಗಿ ಮತ್ತು ಪುಸ್ತಕದ ಡಿಜಿಟಲ್ ಪ್ರತಿಗಾಗಿ ಈ ಲಿಂಕ್ ಅಥವಾ QR Code ಬಳಸಬಹುದು.  
<http://sikshana.org/fln.html>
6. QR Code ಗಳನ್ನು smart phone ಮೂಲಕ scan ಮಾಡಲು google lens ಅಥವಾ ಇನ್ನಿತರೇ ಸೂಕ್ತ app download ಮಾಡಿ ಬಳಸಬೇಕು.
7. ಪ್ರತಿ ಪರಿಕಲ್ಪನೆಯ ಮೇಲಿನ ವಿಡಿಯೋ, ಕ್ಲಿಪ್ ಮುಂದುವರಿದ ಅಭ್ಯಾಸಗಳನ್ನು ಬಳಸಲು ನಿಮ್ಮ ಹತ್ತಿರದ ಗ್ರಾಮ ಪಂಚಾಯಿತಿ ಗ್ರಂಥಾಲಯಕ್ಕೆ ಭೇಟಿ ನೀಡಿ. ಅಲ್ಲಿ ಲಭ್ಯವಿರುವ ಡಿಜಿಟಲ್ ಸಾಧನದಲ್ಲಿ ಶಿಕ್ಷಣ ಪಿಡಿಯಾ ತೆರೆಯಿರಿ. ಸಹಾಯ ಬೇಕಿದ್ದಲ್ಲಿ ಗ್ರಂಥಪಾಲಕರನ್ನು ಅಥವಾ ಶಿಕ್ಷಣ ಮಾರ್ಗದರ್ಶಿಗಳನ್ನು ಸಂಪರ್ಕಿಸಿ.
8. ನಿಮ್ಮ ಬಳಿ ಸ್ಮಾರ್ಟ್ ಫೋನ್ ಇದ್ದರೆ, ಗೂಗಲ್ ಪ್ಲೇ ಸ್ಟೋರ್‌ನಲ್ಲಿ ಶಿಕ್ಷಣ ಪಿಡಿಯಾ (Sikshanapedia) ಆಪ್ ಡೌನ್ ಲೋಡ್ ಮಾಡಿ, ಮತ್ತು ಅದರಲ್ಲಿ ಉಪಯುಕ್ತ ಸಂಪನ್ಮೂಲಗಳನ್ನು ಬಳಸಿ.



“We have put our efforts to make this book free of content errors and typos.  
However, if you happen to find any or have suggestions for improvement,  
please reach out to us at [feedback@sikshana.org](mailto:feedback@sikshana.org)”

## Table of Contents

1. Capital and small letters for reference and tracing .....	1
2. Tracing capital letters A-Z .....	2
3. Tracing small letters a-z .....	3
4. Letter and three letter word activities.....	4-5
5. Speaking - simple question and answers .....	5
6. Alphabet poster .....	6-7
7. Word and sentence activities .....	8-10
8. Chart activity – colours, seasons, clothes, shapes, days of the week, months of the year .....	11
9. Word families – words and activities .....	12
10. Reading – short sentences .....	13
11. Word families – words and activities .....	14
12. Conversation – Saying hello! .....	14
13. Word families – words and activities .....	15-18
14. Sight word activities .....	19-21
15. Grammar – using a, an, this, that .....	22-23
16. Word families – words and activities .....	24
17. Grammar – pronouns (my, your) .....	25
18. Reading – short sentences .....	26
19. Grammar – pronouns (he, she, his her, you, I) .....	27-30
20. Grammar – prepositions (on, under) .....	31-32
21. Reading – short sentences .....	33
22. Sight words .....	34-35
23. Word families ..	36-39
24. Reading and picture comprehension .....	40
25. High frequency words - Fry word list (401-500) .....	41

Read and trace. ಓದಿ ಮತ್ತು ತಿದ್ದಿರಿ.

A	a	Aa	N	n	Nn
B	b	Bb	O	o	Oo
C	c	Cc	P	p	Pp
D	d	Dd	Q	q	Qq
E	e	Ee	R	r	Rr
F	f	Ff	S	s	Ss
G	g	Gg	T	t	Tt
H	h	Hh	U	u	Uu
I	i	Ii	V	v	Vv
J	j	Jj	W	w	Ww
K	k	Kk	X	x	Xx
L	l	Ll	Y	y	Yy
M	m	Mm	Z	z	Zz





























Trace and write the letters – Capital letters. ಈ ಕೆಳಗಿನ ಕ್ಯಾಪಿಟಲ್ ಅಕ್ಷರಗಳನ್ನು ತಿದ್ದಿ ಮತ್ತು ಬರೆಯಿರಿ.

A B C D E F G H I J K L M

N O P Q R S T U V W X Y Z

Write the capital letters. ಕ್ಯಾಪಿಟಲ್ ಅಕ್ಷರಗಳನ್ನು ಬರೆಯಿರಿ.

Fill in the missing letters. ಬಿಟ್ಟ ಅಕ್ಷರಗಳನ್ನು ತುಂಬಿರಿ. (A, B, C, D... ಕ್ರಮದಲ್ಲಿ)

1.       
2.       
3.       
4.       

Write the words in alphabetical order. (Look at the first letter and arrange starting from A. ಪದಗಳ ಮೊದಲ ಅಕ್ಷರಗಳನ್ನು ಗಮನಿಸಿ A, B, C, D ಕ್ರಮದಲ್ಲಿ ಜೋಡಿಸಿ.)

Cat	Apple	Egg	Fan	Sun	Tin	Zoo	Leg	Bed	Yellow	Van	Dad
-----	-------	-----	-----	-----	-----	-----	-----	-----	--------	-----	-----

1.	Apple	4.		7.		10.	
2.	Bed	5.		8.		11.	
3.		6.		9.		12.	

Trace and write the letters – Small Letters. ಸ್ಕಾಲ್ ಲೆಟರ್‌ಗಳನ್ನು ತಿದ್ದಿ ಮತ್ತು ಬರೆಯಿರಿ.

a b c d e f g h i j k l m

n o p q r s t u v w x y z

Write the small letters. ಸ್ಕಾಲ್ ಲೆಟರ್‌ಗಳನ್ನು ಬರೆಯಿರಿ.

Fill in the missing letters. ಬಿಟ್ಟ ಅಕ್ಷರಗಳನ್ನು ಬರೆಯಿರಿ.

Aa	<b>Bb</b>	Cc	Gg		Ii
Mm		Oo	Qq		Ss
Ww		Yy	Cc		Ee
Kk		Mm	Uu		Ww

Write. ಬರೆಯಿರಿ.

Your name in all CAPITAL letters

ನಿಮ್ಮ ಹೆಸರನ್ನು ಕ್ಯಾಪಿಟಲ್ ಅಕ್ಷರಗಳಲ್ಲಿ ಬರೆಯಿರಿ.

Your name in all small letters

ನಿಮ್ಮ ಹೆಸರನ್ನು ಸ್ಕಾಲ್ ಅಕ್ಷರಗಳಲ್ಲಿ ಬರೆಯಿರಿ.

Your school's name

ನಿಮ್ಮ ಶಾಲೆಯ ಹೆಸರು:

Match the capital and small letters. ಕ್ಯಾಪಿಟಲ್ ಅಕ್ಷರವನ್ನು ಅದರ ಸ್ಮಾಲ್ ಅಕ್ಷರಕ್ಕೆ ಹೊಂದಿಸಿ ಬರೆಯಿರಿ.

f g j t q b s v  
Q T S G J F V B

Read and match the same words. ಓದಿ ಮತ್ತು ಒಂದೇ ಪದಗಳನ್ನು ಹೊಂದಿಸಿ.

tall fat sat pin cake tin  
pin cake fat sat tin tall

Find and circle the words. ಕೊಟ್ಟಿರುವ ಪದಗಳನ್ನು ಕೋಷ್ಟಕದಲ್ಲಿ ಹುಡುಕಿ ಮತ್ತು ವೃತ್ತ ಹಾಕಿ.

bag tap can van man dog

n	b	a	g	o	p	g	c	f	i	d	a	n	o
m	d	a	f	h	j	a	n	k	f	m	a	n	a
l	f	h	f	c	a	n	s	h	j	p	k	d	l
e	c	k	x	a	p	h	b	m	j	a	e	e	d
i	e	t	w	f	r	p	k	b	k	v	a	n	f
d	d	o	g	q	s	e	r	l	m	f	q	h	p
a	o	z	m	v	t	t	a	p	y	e	n	b	v
c	c	d	n	j	n	a	d	c	d	b	l	m	b

Count and write how many. ಅಕ್ಷರಗಳನ್ನು ಕೋಷ್ಟಕದಲ್ಲಿ ಎಣಿಸಿ ಮತ್ತು ಅವು ಎಷ್ಟಿವೆ ಎಂದು ಬರೆಯಿರಿ.

c \_\_\_\_\_ w \_\_\_\_\_ m \_\_\_\_\_ p \_\_\_\_\_ b \_\_\_\_\_ d \_\_\_\_\_

Copy the words. ಪದಗಳನ್ನು ಎರಡು ಬಾರಿ ಬರೆಯಿರಿ.

Read the sentences. ವಾಕ್ಯಗಳನ್ನು ಓದಿ.

hat	cat	fat	mat	sat
bin	fin	sin	pin	tin

This is a cat.













The cat is fat.

The fat cat has a hat.

The fat cat sat on a mat.



Complete the word and make a sentence. ಪ್ರತಿ ಪದವನ್ನು ಪೂರ್ಣಗೊಳಿಸಿ ಮತ್ತು ಒಂದು ವಾಕ್ಯವನ್ನು ರಚಿಸಿ.

m	h	c	b	f	s	b	p	r
	<input type="text"/> <b>at</b>	The cat is wearing a hat.						
	<input type="text"/> <b>at</b>							
	<input type="text"/> <b>at</b>							
	<input type="text"/> <b>at</b>							
	<input type="text"/> <b>at</b>							
	<input type="text"/> <b>in</b>							

Read aloud the sentences. ವಾಕ್ಯಗಳನ್ನು ಜೋರಾಗಿ ಓದಿ.

Hello! How are you?	Will you come to my house today?
What is your name?	What is the English homework today?
Which grade are you in?	What did you eat for breakfast?
Can I borrow your pencil please?	I ate idli for breakfast.
I am going home.	I have two sisters.

Pair work: Read the words and act them out.























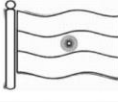


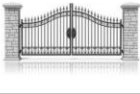














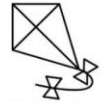











ಜೋಡಿ ಕೆಲಸ: ಪದಗಳನ್ನು ಓದಿ ಅದರಂತೆ ಅಭಿನಯಿಸಿ.












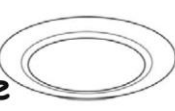


















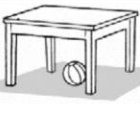














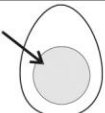






dance	touch anything red	clap twice	go to the playground
open a book	touch your nose	open your bag	say sorry to a friend
jump on one leg	throw a ball	write your name	sit on the floor

Teachers'/Parents' feedback:	  	Teachers'/Parents' sign:	
------------------------------	---	--------------------------	--



Pair/Group work - Read the words and make a chart. ಪದಗಳನ್ನು ಓದಿ ಜಾರ್ಟ್ ಅನ್ನು ತಯಾರಿಸಿ  
- ಜೋಡಿಯಾಗಿ ಅಥವಾ ಗುಂಪಿನಲ್ಲಿ ಈ ಚಟುವಟಿಕೆ ಮಾಡಿ.

























a	apple 	ant 	axe 	aeroplane 
b	bag 	bat 	book 	ball 
c	cup 	cat 	cow 	crow 
d	duck 	door 	drum 	dog 
e	egg 	elephant 	ear 	eye 
f	frog 	fish 	flag 	fan 
g	glass 	gate 	grass 	girl 
h	house 	hat 	head 	hand 
i	ice-cream 	india 	ink 	ice 
j	jug 	jar 	jeep 	juice 
k	kite 	key 	king 	kitten 
l	lion 	leg 	leaf 	log 
m	mat 	man 	mango 	mouth 

n	nail 	nose 	nest 	net 
o	orange 	owl 	ox 	office 
p	pencil 	parrot 	pin 	plate 
q	queen 	quarter 	quiet 	quiz 
r	rat 	rose 	rainbow 	rain 
s	snake 	skirt 	sun 	saree 
t	ten 	two 	train 	table 
u	umbrella 	umpire 	under 	Up 
v	vegetables 	vase 	van 	violin 
w	watch 	well 	window 	woman 
x	x-ray 	x-mas tree 	six 	xylophone 
y	yellow 	yolk 	yoga 	yak 
z	zero 	zipper 	zoo 	zebra 

Read the words 5 times and copy. ಪದಗಳನ್ನು 5 ಬಾರಿ ಓದಿ ಮತ್ತು ಬರೆಯಿರಿ.





we	went	in	on	like	and	see	the	to	am

Read the words 5 times and copy. ಪದಗಳನ್ನು 5 ಬಾರಿ ಓದಿ ಮತ್ತು ಬರೆಯಿರಿ.







 bed	 jet	 pen		 bug	 gum	 jug	
 web	 hen	 net		 bus	 run	 mug	
 pot	 box	 dog		 mix	 pig	 pin	
 log	 mop	 fox		 dig	 hip	 lip	

Write the sentence that matches the picture. ಚಿತ್ರಕ್ಕೆ ಹೋಲುವ ವಾಕ್ಯವನ್ನು ಬರೆಯಿರಿ.







Look ನೋಡು Read ಓದು Write the correct sentence. ಸರಿಯಾದ ವಾಕ್ಯಗಳನ್ನು ಬರೆಯಿರಿ.

	The girl sat on the mat. The cat sat on the mat.	
	We went in the bus. We went in the car.	
	The rat in on the cup. The bug in on the cup.	
	The lion is in the mud. The pig is in the mud.	









Fill in the missing letters. ಬಿಟ್ಟ ಅಕ್ಷರಗಳನ್ನು ಬರೆಯಿರಿ.

					
c ___ n	c ___ p	d ___ g	w ___ b	h ___ t	j ___ t

Look at the pictures and write the names. ಚಿತ್ರಗಳನ್ನು ನೋಡಿ ಮತ್ತು ಅವುಗಳ ಹೆಸರುಗಳನ್ನು ಬರೆಯಿರಿ.

Look at the pictures and write the words. ಚಿತ್ರಗಳನ್ನು ನೋಡಿ ಮತ್ತು ಪದಗಳನ್ನು ಬರೆಯಿರಿ.

	c		
	a		
	b	a	t
			
			
			

Make a chart with more such puzzles.




















ನಿಮ್ಮದೇ ಆದ ಒಗಟುಗಳನ್ನು ಅಥವಾ ಪದಬಂಧಗಳನ್ನು ರಚಿಸಿ ಚಾರ್ಟ್ ತಯಾರಿಸಿ.

Match the pictures with the names.

ಹೆಸರುಗಳನ್ನು ಹಾಗೂ ಚಿತ್ರಗಳನ್ನು ಸರಿಯಾಗಿ ಹೊಂದಿಸಿ ಬರೆಯಿರಿ.

Fill in the missing letters.

ಬಿಟ್ಟ ಸ್ಥಳ ತುಂಬಿರಿ.

	door		___ pple
	ear		s___n
	bag		pi___
	drum		___ ose
	girl		m___t
	book		___ all
	elephant		___ uck
	house	2	___ _ _ _
	nest		___ _ _ _
	fish		___ _ _ _

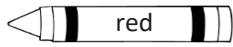
Read the questions and write the answers. ಪ್ರಶ್ನೆಗಳನ್ನು ಓದಿ ಮತ್ತು ಉತ್ತರ ಬರೆಯಿರಿ.

What is your name?	
How old are you?	
Which grade are you in?	
Do you have a brother?	
What job does your father do?	

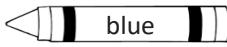
Teachers'/Parents' feedback:	😊 😐 😞	Teachers'/Parents' sign:	
------------------------------	-------	--------------------------	--

Read and make a chart. ಓದಿ ಮತ್ತು ಚಾರ್ಟ್ ತಯಾರಿಸಿ.

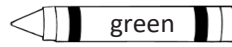
Colours:



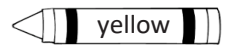
red



blue



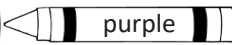
green




yellow



orange



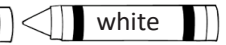
purple



pink



black



white

### Days of the Week

Sunday

Monday

Tuesday

Wednesday

Thursday

Friday

Saturday

Today is \_\_\_\_\_

Tomorrow is \_\_\_\_\_

Yesterday was \_\_\_\_\_

Day after tomorrow is \_\_\_\_\_

### Months of the Year

1. January
2. February
3. March
4. April
5. May
6. June
7. July
8. August
9. September
10. October
11. November
12. December

### Shapes

circle



triangle



square



rectangle



star



diamond



oval



heart



### Seasons



SPRING



SUMMER



MONSOON



AUTUMN



WINTER

### Clothes



shoes



shirt



saree



skirt



pant



lungi




socks



shorts



frock



slippers



sandals




t-shirt

Read 5 times. Write the words in your notebook. 5 ಬಾರಿ ಓದಿ ನಿಮ್ಮ ನೋಟ್‌ಬುಕ್‌ನಲ್ಲಿ ಬರೆಯಿರಿ.

ab		ad		ag		am		an	
cab	lab	bad	dab	bag	nag	dam	ham	can	fan
jab	dab	mad	pad	rag	brag	yam	jam	man	ran
crab	drab	sad	clad	tag	drag	swam	clam	pan	plan
grab	slab	glad	brad	flag	wag	pram	exam	scan	than
ap		ar		at		ed		en	
cap	lap	car	far	bat	cat	bed	fed	den	hen
map	nap	jar	tar	mat	rat	led	red	men	pen
flap	clap	afar	scar	flat	chat	bled	shed	glen	then
snap	trap	star	ajar	brat	that	fled	wed	when	ten

Fill in the blanks. ಬಿಟ್ಟ ಸ್ಥಳ ತುಂಬಿರಿ.



Fill in the vowels. ಸ್ವರಗಳನ್ನು ಬಿಟ್ಟ ಸ್ಥಳಗಳಲ್ಲಿ ತುಂಬಿರಿ.

All words are from the list above. ಈ ಮೇಲಿನ ಪಟ್ಟಿಯಿಂದ ಬರೆಯಿರಿ. ಬರೆಯಿರಿ.

h	a	t
c		b
d		b
r		t
m		n
m		p
c		p
f		r
c		n

Write the rhyming words. ಪ್ರಾಸ ಪದಗಳನ್ನು

bad	pad	sad
den		
jar		
dam		
can		
cat		
bed		

Conversation - Practice with a partner – Saying Hello

S1: Hello! How are you?

S2: I am well. Thank you. And you?

S1: I am fine, thanks.

S2: It's good to see you.

**I Can Read**

Read the sentences 5 times each and say the meaning in Kannada. Put a tick ✓ in the ○ as you read. Do not spell the words. Read full words.

ಪ್ರತಿ ವಾಕ್ಯವನ್ನು 5 ಬಾರಿ ಓದಿ. ಅವುಗಳ ಅರ್ಥವನ್ನು ಕನ್ನಡದಲ್ಲಿ ಹೇಳಿ. ನೀವು ಪ್ರತಿ ಬಾರಿ ಓದಿದ ನಂತರ, ○ ನಲ್ಲಿ ✓ ಪದಕ್ಕೆ ಗುರುತು ಮಾಡಿ. ಅಕ್ಷರಗಳನ್ನು ಬಿಡಿಯಾಗಿ ಉಚ್ಚರಿಸ ಬೇಡಿ. ಪೂರ್ಣ ಪದಗಳನ್ನು ಓದಿ.

<p>I see a bird. I see an ant. I see a small ant in the garden.</p> <p>① ② ③ ④ ⑤</p>	<p>I went to the zoo. A dog sat on the log. The sun is hot. The pool is cool.</p> <p>① ② ③ ④ ⑤</p>
<p>I took my dog to play. I kick the ball. The dog had fun.</p> <p>① ② ③ ④ ⑤</p>	<p>I see a book. The book is good. I like the book.</p> <p>① ② ③ ④ ⑤</p>
<p>I see a girl. I see a small girl. I see a boy. I see a big boy. I see a small girl and a big boy.</p> <p>① ② ③ ④ ⑤</p>	<p>I hid the lid. I lick the ice-cream. The fat cat sat on the mat. I took the book.</p> <p>① ② ③ ④ ⑤</p>

Write the correct sentence using the words given.

ಕೊಟ್ಟಿರುವ ಪದಗಳನ್ನು ಬಳಸಿ ಸರಿಯಾದ ವಾಕ್ಯಗಳನ್ನು ರಚಿಸಿ.

1. I                      small                      cat                      see                      a

---

2. I                      book                      like                      the

---

3. The                      sat                      cat                      mat                      the                      on

---



Read 5 times. Write the words in your notebook.

ಐದು ಬಾರಿ ಓದಿರಿ ಮತ್ತು ನಿಮ್ಮ ನೋಟ್ ಬುಕ್‌ನಲ್ಲಿ ಬರೆಯಿರಿ.

et		id		ig		in		ip	
bet	let	bid	hid	big	pig	bin	fin	tip	lip
jet	pet	kid	lid	dig	wig	tin	win	dip	hip
wet	yet	amid	grid	fig	twig	chin	grin	skip	ship
met	set	slid	skid	jig	rig	twin	skin	clip	strip
it		ob		og		op		ot	
fit	hit	mob	job	dog	fog	mop	hop	cot	jot
pit	sit	rob	sob	log	jog	pop	top	hot	pot
split	quit	cob	snob	frog	clog	crop	drop	clot	plot
knit	grit	snob	blob	smog	hog	flop	shop	knot	spot

Fill in the blanks to make words.

All words are from the above list.

h	i	t	
c		b	
d		g	
	i	t	
h	o		
p	l		t
s			t
s			g
k			t

Write the rhyming words.

bet	jet	met
bin		
dog		
fit		
hid		
big		
tip		

Conversation - Practice with a partner.

ಸಂಭಾಷಣೆ - ಸ್ನೇಹಿತರೊಂದಿಗೆ ಅಭ್ಯಾಸ ಮಾಡಿ.



S1: Hello! How are you?

S2: I am well. Thank you. And you?

S1: I am fine, thanks.

S2: It's good to see you.

S1: Good to see you too. I haven't seen you in school lately.

S2: I went to Mysore. My grandmother is unwell.

S1: Sorry to hear that.

Practice sentences.

ವಾಕ್ಯಗಳನ್ನು ಅಭ್ಯಾಸ ಮಾಡಿ.

I went to Chamrajnagar.

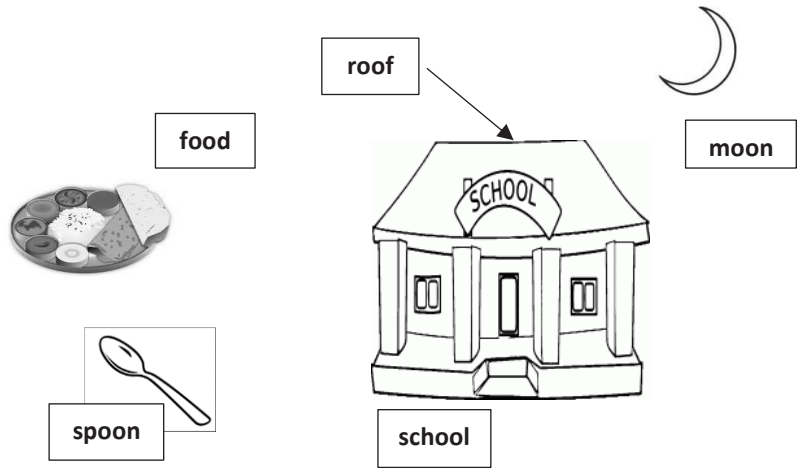
I went to Delhi.

I went to the shop.

I went to the bank.

I went to the market.

I went to my grandmother's house.

**Pattern words.****oo words (sound is ಉ)**

Read and copy.

food - ಫೂಡ್	roof - ರೂಫ್	school - ಸ್ಕೂಲ್	moon - ಮೂನ್	spoon - ಸ್ಪೂನ್

Read the sentences 5 times each. Tell the meaning in the regional language.

ವಾಕ್ಯಗಳನ್ನು 5 ಬಾರಿ ಓದಿ. ನಿಮ್ಮ ಸ್ಥಳೀಯ ಭಾಷೆಯಲ್ಲಿ ಅದರ ಅರ್ಥವನ್ನು ಹೇಳಿ.

<p><b>I like to eat food.</b></p> <p><b>I see the moon.</b></p> <p><b>I like to go to school.</b></p> <p><b>I see a plate.</b></p> <p><b>I see food on the plate.</b></p> <p><b>Food is on the plate.</b></p> <p><b>I eat food in school.</b></p>	<p><b>Read:</b></p> <table border="1" style="margin-left: auto; margin-right: auto;"> <tr> <td>choose</td> <td>tool</td> <td>fool</td> </tr> </table> <table border="1" style="margin-left: auto; margin-right: auto;"> <tr> <td>noon</td> <td>pool</td> <td>cool</td> </tr> </table>	choose	tool	fool	noon	pool	cool
choose	tool	fool					
noon	pool	cool					

Write your own sentences. ಸ್ವಂತ ವಾಕ್ಯಗಳನ್ನು ರಚಿಸಿ.

food: \_\_\_\_\_

school: \_\_\_\_\_

moon: \_\_\_\_\_


Teachers'/Parents' feedback:	😊 😐 😞	Teachers'/Parents' sign:	
------------------------------	-------	--------------------------	--

Read 5 times. Write the words in your notebook.

5 ಬಾರಿ ಓದಿ. ನಿಮ್ಮ ನೋಟ್‌ಬುಕ್‌ನಲ್ಲಿ ಪದಗಳನ್ನು ಬರೆಯಿರಿ.

<b>ub</b>	<b>ug</b>	<b>um</b>	<b>un</b>	<b>ut</b>
cub      rub	bug      plug	gum      hum	bun      run	but      cut
club      scrub	mug      tug	slum      plum	fun      shun	hut      nut
hub      tub	rug      hug	sum      glum	stun      pun	rut      shut
grub      shrub	jug      drug	drum      forum	sun      gun	gut      strut
<b>all</b>	<b>ell</b>	<b>ill</b>	<b>est</b>	<b>ing</b>
ball      call	bell      sell	will      till	best      vest	king      sing
tall      fall	tell      fell	hill      pill	nest      rest	swing      bring
wall      hall	well      hell	fill      still	pest      west	ring      wing
small      stall	smell      spell	bill      drill	test      fest	string      swing

Fill in the blanks.



Fill in the blanks to make words.

All words are from the above list.

h	i		l		
t			t		
s	l				
d	r				
	p	e			
f				m	
s	t				g

Write the rhyming words.

best	nest	west
king		
ball		
rub		
hut		
gum		

Conversation - Practice with a partner - **Saying Bye.**

ಸಂಭಾಷಣೆ - ಸ್ನೇಹಿತರೊಂದಿಗೆ ಅಭ್ಯಾಸ ಮಾಡಿ.



S1: I must leave now. I have a class.

S2: I must go too.

S1: Good to see you.

S2: See you later.

Put the words in the correct boxes. ಪದಗಳನ್ನು ಸರಿಯಾದ ಚೌಕಗಳಲ್ಲಿ ಬರೆಯಿರಿ.

Read the words. ಪದಗಳನ್ನು ಓದಿ.

bun ✓	skin	best	bill	sin	spot	sun	lot	pill	string
till	still	gun	bin	test	pin ✓	tin	west	king	plot
stun	hot	ill	jot	fun	cot	vest	run	wing	hill
nest	fin	grin	sing	pot	shun	fest	drill	rest	ring

Write ಬರೆಯಿರಿ.

in	pin								
un	bun								
ot									
est									
ill									
ing									

Make words ಪದಗಳನ್ನು ರಚಿಸಿ.

A central circle contains the letters 'en'. It is connected to six other circles: 'h' (top), 't' (right), 'd' (bottom), 'p' (left), and two empty circles (top-left and bottom-right). To the right is a vertical box with the word 'den' at the top and seven empty lines below it.

A central circle contains the letters 'ell'. It is connected to six other circles: 'h' (top), 'w' (right), 'b' (bottom), 'sm' (left), and two empty circles (top-left and bottom-right). To the right is a vertical box with the word 'well' at the top and seven empty lines below it.

Make sentences: ವಾಕ್ಯಗಳನ್ನು ರಚಿಸಿ.

jug: \_\_\_\_\_

tall: \_\_\_\_\_

hut: \_\_\_\_\_

crop: \_\_\_\_\_

man: \_\_\_\_\_

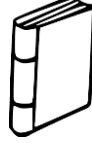
Short u sound (ಉ). Read 5 times each. ಪ್ರತಿಯೊಂದನ್ನು 5 ಸಲ ಓದಿ.



**wood**  
ವುಡ್



**foot**  
ಫುಟ್



**book**  
ಬುಕ್

Read aloud and copy. ಜೋರಾಗಿ ಓದಿರಿ ಹಾಗೂ ಬರೆಯಿರಿ.

book - ಬುಕ್	look - ಲುಕ್	took - ಟುಕ್	foot - ಫುಟ್	wood - ವುಡ್	good - ಗುಡ್

Read the sentences 5 times each.  
Tell the meaning in the regional language.

Find the words.

wood      foot      good

**Look at the book.**

ಪುಸ್ತಕವನ್ನು ನೋಡು.

**Look at the foot.**

**Look at the wood.**

**I see a book.**

**I see a book on the wood.**

**I like to cook.**

A	D	F	X	B	Z	I	E	S	M
R	U	O	W	O	O	D	O	P	S
F	B	O	O	K	K	G	F	K	K
L	O	O	K	V	V	B	B	U	S
C	Z	S	F	O	O	T	M	N	V
G	H	P	H	S	E	E	S	U	N
D	O	G	O	O	D	B	U	N	D
A	L	I	K	E	D	R	C	A	T

Write more words you see in the grid above.

ಕೋಷ್ಟಕದಲ್ಲಿ ನಿಮಗೆ ಸಿಗುವ ಇನ್ನೂ ಕೆಲವು ಪದಗಳನ್ನು ಬರೆಯಿರಿ.

\_\_\_\_\_ , \_\_\_\_\_ , \_\_\_\_\_ , \_\_\_\_\_

Write your own sentences. ಸ್ವಂತ ವಾಕ್ಯಗಳನ್ನು ರಚಿಸಿ.

cook: \_\_\_\_\_

book: \_\_\_\_\_

foot: \_\_\_\_\_


Read 5 times and learn the spelling. Write the words in your notebook.

5 ಬಾರಿ ಓದಿ ಸ್ಪೆಲ್ಲಿಂಗ್ ಕಲಿಯಿರಿ. ನಿಮ್ಮ ನೋಟ್‌ಬುಕ್‌ನಲ್ಲಿ ಪದಗಳನ್ನು ಬರೆಯಿರಿ.

a	is	it	do	am	can	and	to	up	go
we	in	I	in	not	the	you	me	my	see
for	big	run	said	no	at	are	so	on	he
she	one	two	three	be	all	away	help	look	there
find	play	make	where	come	little	red	blue	yellow	down

Colour the circles: example (**she** = grey)

<b>me</b> = red	<b>said</b> = pink	<b>two</b> = green	<b>help</b> = yellow
<b>you</b> = blue	<b>come</b> = purple	<b>three</b> = brown	<b>look</b> = black



Fill in the blanks:

**come    play    The    help    and    Where    two**

- \_\_\_\_\_ cat \_\_\_\_\_ the dog are running.
- I want to \_\_\_\_\_ with you.
- Can I \_\_\_\_\_ inside?
- I want \_\_\_\_\_ with writing.
- \_\_\_\_\_ is my bat?
- I have \_\_\_\_\_ sisters.

Read the words 5 times each.

the	is	at	red	yellow	blue
black	brown	white	orange	green	mud

Read the sentences 5 times each. Say the meaning in the regional language.

Copy the sentences.

The rose is red.  
 The grass is green.  
 The car is blue.  
 The egg is white.  
 The apple is red.  
 The dog is brown.  
 The cow is white.  
 The pen is pink.


Name the pictures and write sentences saying what colour they usually are.

ಕೊಟ್ಟಿರುವ ಚಿತ್ರಗಳನ್ನು ಹೆಸರಿಸಿ. ಅವುಗಳು ಯಾವ ಬಣ್ಣವನ್ನು ಹೊಂದಿರುತ್ತವೆ ಎಂದು ವಾಕ್ಯಗಳಲ್ಲಿ ಬರೆಯಿರಿ.



Name: \_\_\_\_\_

Sentence: \_\_\_\_\_



Name: \_\_\_\_\_

Sentence: \_\_\_\_\_



Name: \_\_\_\_\_

Sentence: \_\_\_\_\_



Name: \_\_\_\_\_

Sentence: \_\_\_\_\_



Name: \_\_\_\_\_

Sentence: \_\_\_\_\_

**Find the words:** *Hint: start with the first letter and look for the next letter around that.*

ಪದಗಳನ್ನು ಹುಡುಕಿ: ಸುಳಿವು : ಮೊದಲಾಕ್ಷರದಿಂದ ಪ್ರಾರಂಭಿಸಿ ನಂತರ ಅದರ ಹತ್ತಿರದ ಅಕ್ಷರಗಳನ್ನು ನೋಡಿರಿ.

✓ away
help
come
little
school
make
three
tomato
friend
look
teacher
yellow

l i t t l e s f o y f m s r e  
g j x o w c p d a q r u a s d  
i w d l h e t w x e i q j k h  
o p r o j i a d f n e f p q e  
o t o r e h c a e t n j z u w  
d l a o j m p b z m d s h d k  
g a m m l o o k k c b s e e u  
q p d h o y m v d x e o l e v  
q j d z r t y c b m u p p r u  
z u d p q m d e o n b b p h o  
r f j o c o v c l v e a p t f  
f k r i d c m t i l k t s e v  
w k t v w s g m n p o d i i m  
b o c u x r u n b x d w v y b  
y y a c a g v h m c j t y r l

Opposites:

fat	small	hot	poor
-----	-------	-----	------

1. \_\_\_\_\_ X big

4. \_\_\_\_\_ X rich

2. \_\_\_\_\_ X cold

5. \_\_\_\_\_ X thin

**Compound Words:** *put two words together to make one word. Write the meaning in the regional language..* ಸಂಯುಕ್ತಾಕ್ಷರ ಪದಗಳು: ಎರಡು ಪದಗಳನ್ನು ಸೇರಿಸಿ ಒಂದು ಪದವನ್ನು ರಚಿಸಿ,

ಅದರ ಅರ್ಥವನ್ನು ಸ್ಥಳೀಯ ಭಾಷೆಯಲ್ಲಿ ಬರೆಯಿರಿ.

butter + fly = <b>butterfly</b> ಚಿಟ್ಟೆ	time + table =
after + noon =	ear + ring =
birth + day =	tooth + brush =
some + time =	sun + flower =



Read and understand – a / an ಓದಿ ಮತ್ತು ಅರ್ಥಮಾಡಿಕೊಳ್ಳಿ

Read aloud and Draw. ಜೋರಾಗಿ ಓದಿರಿ. ಮತ್ತು ಚಿತ್ರವನ್ನು ಬರೆಯಿರಿ.

a bat	a fish	a pencil	a bag
a dog	a house	a girl	a book

When a word begins with a consonant sound, we use 'a'. Example: a kita, a uniform, a university. When a word begins with a **vowel sound**, we use 'an'. ಪದಗಳು ಸ್ವರದಿಂದ

ಆರಂಭವಾದಾಗ, ಅದರ ಜೊತೆ 'an' ಬಳಸಿ. Example: an umbrella, an hour, an honest man

Read Aloud and Draw

an egg	an ant	an elephant	an apple
an umbrella	an orange	an ice-cream	an airplane

Write 'a' or 'an' 'a' ಅಥವಾ 'an' ಬರೆಯಿರಿ.



\_\_\_\_\_ duck

\_\_\_\_\_ owl

\_\_\_\_\_ glass

\_\_\_\_\_ axe

\_\_\_\_\_ ice-cream










Teachers'/Parents' feedback:




Teachers'/Parents' sign:


Read the sentences 5 times each. Copy in your notebook.

This is - ಇದು That is - ಅದು


This is a table.		
That is a chair.		
This is a pencil.		
That is a bag.		
That is an apple.		
This is an orange.		

Fill in the blanks with 'this' or 'that'. ಬಿಟ್ಟ ಸ್ಥಳವನ್ನು 'this' ಅಥವಾ 'that' ನಿಂದ ತುಂಬಿರಿ.


1. \_\_\_\_\_ is a cow. 


2. \_\_\_\_\_ is a pig. 




3. \_\_\_\_\_ is a bird. 



4. \_\_\_\_\_ is a bag. 

5. \_\_\_\_\_ is a pencil. 

What is this? 

Wat is that? \_\_\_\_\_



Read 5 times. Write the words in your notebook.

<b>ick</b>		<b>ack</b>		<b>ash</b>		<b>ump</b>		<b>amp</b>	
lick	pick	back	pack	cash	bash	jump	sump	damp	lamp
sick	kick	jack	rack	rash	trash	pump	bump	ramp	camp
tick	brick	lack	sack	flash	crash	lump	dump	stamp	cramp
trick	quick	black	track	clash	splash	plump	trump	champ	clamp
<b>end</b>		<b>ung</b>		<b>ock</b>		<b>ist</b>		<b>and</b>	
bend	lend	lung	dung	sock	rock	fist	mist	land	sand
send	fend	sung	rung	clock	dock	list	gist	band	bland
mend	trend	hung	flung	mock	lock	artist	wrist	hand	grand
blend	amend	swung	young	block	shock	twist	resist	brand	gland

Write the rhyming words.

lung	dung	young
list		
rock		
land		
stamp		
lick		
back		
jump		
fist		
send		

Find the words.

a	d	v	b	b	l	e	n	d	x
d	w	d	u	m	p	q	w	s	d
a	b	a	c	k	f	t	e	b	f
s	g	h	j	k	l	a	n	d	t
l	v	e	q	u	i	c	k	r	y
g	h	b	l	a	c	k	s	g	i
g	c	a	s	h	f	j	i	y	u
a	d	g	h	j	s	i	c	k	e

dump      back      land      black      cash  
 quick                  sick                  blend

Make sentences:

clock: \_\_\_\_\_

sick: \_\_\_\_\_

lamp: \_\_\_\_\_

brick: \_\_\_\_\_

hand: \_\_\_\_\_

Understand. Read 5 times. ಅರ್ಥ ಮಾಡಿಕೊಂಡು 5 ಬಾರಿ ಓದಿರಿ.


**my -**



This is **my** ball.



This is **my** house.



This is **my** family.

**your -**



That is **your** ball.



That is **your** house.



That is **your** family.




She is a girl.	He is a boy.	It is a book.
She is my friend.	He is my friend.	It is a pencil.
She likes to play with me.	He likes to play with me.	It is a ball.
She is my best friend.	He is my best friend.	It is a table.

① ② ③ ④ ⑤

## I Can Read

Read the sentences 5 times each and say the meaning in Kannada. Put a tick ✓ in the ○ as you read. Do not spell the words. Read full words.

<p><b>Look at the cow.</b> <b>The cow is white.</b></p> <p>① ② ③ ④ ⑤</p>	<p><b>Look at the wood.</b> <b>The wood is brown.</b></p> <p>① ② ③ ④ ⑤</p>
<p><b>Look at the spoon.</b> <b>The spoon is black.</b></p> <p>① ② ③ ④ ⑤</p>	<p><b>Look at the foot.</b> <b>The foot is clean.</b></p> <p>① ② ③ ④ ⑤</p>
<p><b>Look at the moon.</b> <b>The moon is big.</b></p> <p>① ② ③ ④ ⑤</p>	<p><b>Look at the school.</b> <b>The school is big.</b></p> <p>① ② ③ ④ ⑤</p>
<p><b>Look at the dog.</b> <b>The dog is big.</b> <b>The dog is black and white.</b> <b>The dog likes to play.</b></p> <p>① ② ③ ④ ⑤</p>	<p><b>Look at the pig.</b> <b>The pig is small.</b> <b>The pig is pink.</b> <b>The pink pig likes to play in the mud.</b></p> <p style="text-align: right;">  </p> <p>① ② ③ ④ ⑤</p>

Write 4 sentences using these words. ಈ ಪದಗಳನ್ನು ಬಳಸಿ ನಾಲ್ಕು ವಾಕ್ಯಗಳನ್ನು ರಚಿಸಿ.

look	car	at	is	red	the	big	dog
------	-----	----	----	-----	-----	-----	-----

---



---



---



---

Teachers'/Parents' feedback:	<input type="checkbox"/> <input type="checkbox"/> <input type="checkbox"/>	Teachers'/Parents' sign:	
------------------------------	--	--------------------------	--

She is - ಅವಳು  
He is - ಅವನು



This is Manju.  
He is a man.



This is Rama.  
She is a girl.








This is Suman.  
She is a woman.




This is Ravi.  
He is a boy.


Read


				
<b>Maya</b>	<b>Raman</b>	<b>Jaya</b>	<b>Ramu</b>	<b>Deepa</b>
a woman	a man	a girl	a boy	a baby

Read and write.

 This is Raman.  
He is a \_\_\_\_\_.

This is Maya.   
She is a \_\_\_\_\_.

 \_\_\_\_\_ Jaya.  
\_\_\_\_\_ is a \_\_\_\_\_.

\_\_\_\_\_  
\_\_\_\_\_ 

Name the boy and write 3 sentences about him.

ಹುಡುಗನಿಗೆ ಒಂದು ಹೆಸರು ಇಡಿ ಮತ್ತು ಅವನ ಬಗ್ಗೆ ಮೂರು ವಾಕ್ಯಗಳನ್ನು ಬರೆಯಿರಿ:




---



---



---



---

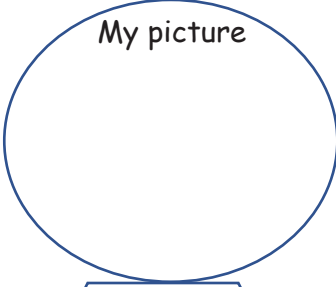


---


Write about yourself . ನಿಮ್ಮ ಬಗ್ಗೆ ಬರೆಯಿರಿ.

## All about me

My picture

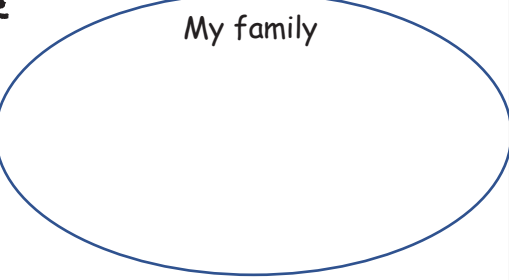


My birthday




My dream is:


My family




My friends



My favourite things:

- ❖ Subject: \_\_\_\_\_
- ❖ Food: \_\_\_\_\_
- ❖ Sport: \_\_\_\_\_
- ❖ Movie: \_\_\_\_\_
- ❖ Song \_\_\_\_\_

I love to:



Write the sentences to introduce yourself to someone.  
ನಿಮ್ಮನ್ನು ಬೇರೆಯವರಿಗೆ ಪರಿಚಯಿಸಿಕೊಳ್ಳುವ ವಾಕ್ಯಗಳನ್ನು ಬರೆಯಿರಿ.

Hello! My name is \_\_\_\_\_.

\_\_\_\_\_.

\_\_\_\_\_.

\_\_\_\_\_.

\_\_\_\_\_.

\_\_\_\_\_.

\_\_\_\_\_.

Read the sentences.

<b>his -</b>	<b>her -</b>
--------------	--------------



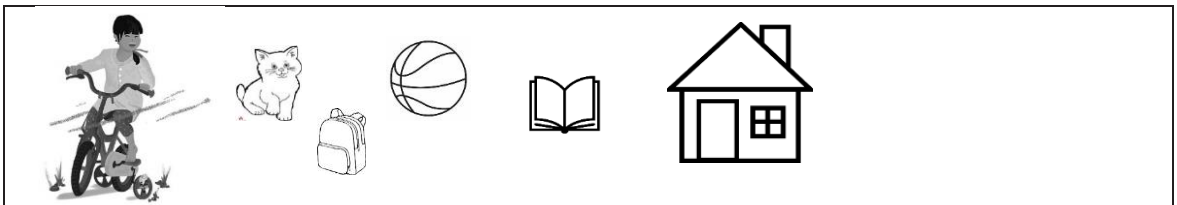
This is Ravi.	This is Suman.
He is a man.	She is a woman.
That is <b>his</b> hut.	That is <b>her</b> hut.



This is Raman.	This is Maya.
He is a boy.	She is a girl.
That is <b>his</b> goat.	That is <b>her</b> dog.




Read and complete the sentences.



This is Indu.  
 She is a girl.  
 That is her cycle.  
 That is her bag.  
 That is her cat.  
 That is her \_\_\_\_\_.

\_\_\_\_\_.

\_\_\_\_\_.



This is Mani.  
 He is a \_\_\_\_\_.  
 That is his ice-cream.  
 That is his umbrella.  
 That is his \_\_\_\_\_.

\_\_\_\_\_.

\_\_\_\_\_.

\_\_\_\_\_.

\_\_\_\_\_.

\_\_\_\_\_.



Read the sentences.

**I am****You are**

I am a girl.

My name is Rama.

I am 10 years old.



I am a boy.

My name is Ravi.

I am 11 years old.




I am a boy.

You are a girl.

You are my friend.

I like my friend.



I am a boy.

You are a man.

You are my father.

I like my father.

I am a girl.

You are a woman.

You are my mother.

I like my mother.



Write 4 sentences about yourself.

ನಿಮ್ಮ ಬಗ್ಗೆ 4 ವಾಕ್ಯಗಳನ್ನು ಬರೆಯಿರಿ.

---



---



---



---



---





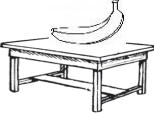



Draw a picture of yourself.

ನಿಮ್ಮ ಚಿತ್ರವನ್ನು ನೀವೇ ಬರೆದುಕೊಳ್ಳಿ

Read the sentences 5 times and say meaning in the regional language.










on - ಮೇಲೆ

under - ಕೆಳಗೆ

<p><b>The pencil is on the table.</b> ಪೆನ್ಸಿಲ್ ಮೇಜಿನ ಮೇಲಿದೆ.</p> 	<p><b>The pencil is under the table.</b> ಪೆನ್ಸಿಲ್ ಮೇಜಿನ ಕೆಳಗಿದೆ.</p> 
<p><b>The apple is on the chair.</b></p> 	<p><b>The apple is under the chair.</b></p> 
<p><b>The banana is on the table.</b></p> 	<p><b>The banana is under the table.</b></p> 
<p><b>The ball is on the bed.</b></p> 	<p><b>The ball is under the bed.</b></p> 






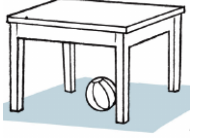
Read the sentences and circle the correct picture.


ವಾಕ್ಯಗಳನ್ನು ಓದಿ. ಸರಿಯಾದ ಚಿತ್ರವನ್ನು ಚಿತ್ರಕ್ಕೆ ವೃತ್ತ ಹಾಕಿ.

<p><b>The bird is on the roof.</b></p>			
<p><b>The bird is under the tree.</b></p>			
<p><b>The bird is on the table.</b></p>			

where - ಎಲ್ಲಿ	on - ಮೇಲೆ	under - ಕೆಳಗೆ
---------------	-----------	---------------

Read the questions and write the answers. ಪ್ರಶ್ನೆಗಳನ್ನು ಓದಿ ಮತ್ತು ಉತ್ತರವನ್ನು ಬರೆಯಿರಿ.

<p><b>Where is the bird?</b> ಹಕ್ಕಿಯು ಎಲ್ಲಿದೆ?</p>	<p><b>The bird is on the tree.</b> ಹಕ್ಕಿಯು ಮರದ ಮೇಲಿದೆ.</p>	
<p><b>Where is the car?</b></p>	<p><b>The car is on the road.</b></p>	
<p><b>Where is the nest?</b></p>	<p>The nest is _____.</p>	
<p><b>Where is the monkey?</b></p>	<p>_____</p> <p>_____</p>	
<p><b>Where is the cat?</b></p>	<p>_____</p> <p>_____</p>	
<p><b>Where is the ball?</b></p>	<p>_____</p> <p>_____</p>	

 Videos: on, in, under

<https://www.youtube.com/watch?v=5TfODLBkkzw>

<https://www.youtube.com/watch?v=uDGwhiwwxXA>

<https://www.youtube.com/watch?v=8F0NYBkczM>

Teachers'/Parents' feedback:	  	Teachers'/Parents' sign:	
------------------------------	---	--------------------------	--

## I Can Read

Read the sentences 5 times each and say the meaning in Kannada. Put a tick ✓ in the ○ as you read. Do not spell the words. Read full words.

<p>I like to run. I like to jump. I like to play. It's so much fun.</p> <p>① ② ③ ④ ⑤</p>	<p>Do you like to read? Do you like to write? Do you like to play? What do you like to do?</p> <p>① ② ③ ④ ⑤</p>	<p>My name is Ravi. I am a man. I like to watch TV. What do you like to do?</p> <p>① ② ③ ④ ⑤</p>
<p>I have a pet cat. Her name is Rani. She is white. She is big. She likes to run.</p> <p>① ② ③ ④ ⑤</p>	<p>I have a dog His name is Shera. My dog is small. My dog is black and white.</p> <p>① ② ③ ④ ⑤</p>	<p>This is my house. My house is red. My house is small.</p> <p>① ② ③ ④ ⑤</p>
<p>Where is the monkey? The monkey is on the roof. Where is the roof? The roof is on the house.</p> <p>① ② ③ ④ ⑤</p>	<p>My name is Jai. I am a boy. I am 8 years old. I am in class 4. I like to read a book.</p> <p>① ② ③ ④ ⑤</p>	<p>Look at the bird. The bird is on the tree. Look at the cat. The cat is under the tree.</p> <p>① ② ③ ④ ⑤</p>
<p>My name is Janaki. I am 9 years old. I like to write. My pencil is on the table.</p> <p>① ② ③ ④</p>	<p>I see a tree. I see two birds. I see the birds in the garden.</p> <p>① ② ③ ④ ⑤</p>	<p>I see a cow. The cow is big. The cow is white. She likes to eat grass.</p> <p>① ② ③ ④ ⑤</p>

Read the sight words 5 times each. ಪ್ರತಿಯೊಂದು ಪದವನ್ನು 5 ಬಾರಿ ಓದಿ.

after	stop	her	live	put
again	every	take	may	round
an	fly	him	thank	some
any	from	his	of	them
as	give	how	old	sing
ask	going	just	once	sit
by	had	know	open	sleep
could	has	let	over	tell

Read, find and write how many. ಓದಿ, ಎಷ್ಟು ಪದಗಳೆಂದು ಹುಡುಕಿ ಬರೆಯಿರಿ.

old	round	once	round
after	down	from	may
once	again	his	every
round	from	know	his
know	once	round	may
know	round	old	again
may	old	make	red
may	old	make	red

from 3	know _____	may _____	old _____	every _____
again _____	once _____	after _____	round _____	his _____

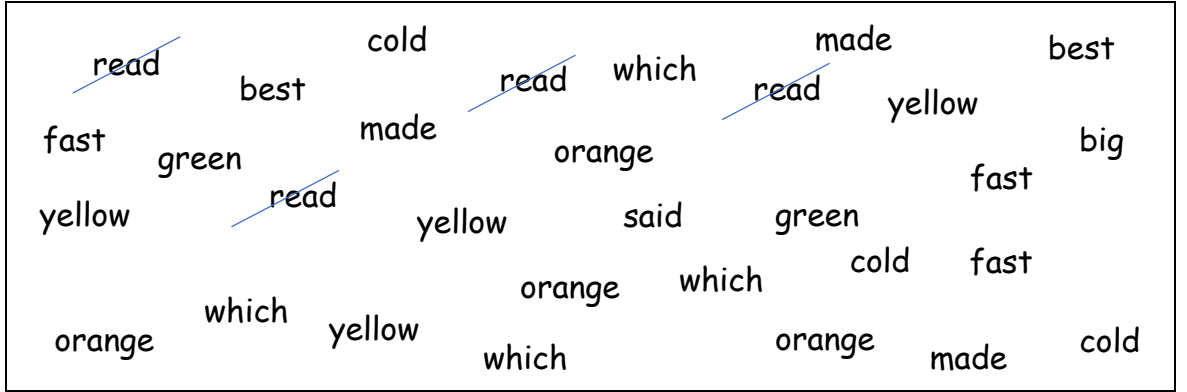
How many sight words can you write in 2 minutes?

2 ನಿಮಿಷಗಳಲ್ಲಿ ನೀವು ನೋಡಿದ ಎಷ್ಟು ಪದಗಳನ್ನು ಬರೆಯಬಹುದು?


Read the sight words 5 times each. ಪ್ರತಿಯೊಂದು ಪದವನ್ನು 5 ಬಾರಿ ಓದಿ.

always	call	found	off	upon
around	use	gave	or	those
because	cold	goes	pull	these
been	does	very	read	their
before	don't	green	right	we
best	fast	its	wash	where
both	first	made	which	yellow
but	five	many	us	orange

Read, find and write how many. ಓದಿ, ಎಷ್ಟು ಪದಗಳೆಂದು ಹುಡುಕಿ ಬರೆಯಿರಿ.



read <u>  4  </u>	yellow <u>      </u>	green <u>      </u>	which <u>      </u>	best <u>      </u>
fast <u>      </u>	orange <u>      </u>	cold <u>      </u>	best <u>      </u>	made <u>      </u>

How many sight words can you write in 2 minutes?

2 ನಿಮಿಷಗಳಲ್ಲಿ ನೀವು ನೋಡಿದ ಎಷ್ಟು ಪದಗಳನ್ನು ಬರೆಯಬಹುದು?


Read all the words and sentences 5 times and copy in your notebook.

ಪ್ರತಿ ಪದವನ್ನು ಮತ್ತು ವಾಕ್ಯವನ್ನು ಐದು ಬಾರಿ ಓದಿ ಮತ್ತು ನಿಮ್ಮ ನೋಟ್ ಪುಸ್ತಕದಲ್ಲಿ ಬರೆಯಿರಿ.

**ay words**

day _____	pay _____	may _____	way _____	say _____
away _____	today _____	play _____	stay _____	clay _____

① ② ③ ④ ⑤

I like to **play** in **May**.

I like to **play** with **clay**.

I will **pay** for it.

**Today** it is going to rain.

I want to **play** all **day**.

I will **stay** in school after class to complete my homework.

① ② ③ ④ ⑤

**More words**

<u>  </u> <b>a</b> <u>  </u> <b>e</b>	<u>  </u> <b>ai</b> <u>  </u>	<u>  </u> <b>ay</b> <u>  </u>
<b>name</b>	<b>pail</b>	<b>tray</b>
<b>cane</b>	<b>paid</b>	<b>lay</b>
<b>take</b>	<b>rail</b>	<b>ray</b>
<b>late</b>	<b>afraid</b>	<b>hay</b>
<b>grape</b>	<b>snail</b>	<b>Monday</b>
<b>lake</b>	<b>plain</b>	<b>Tuesday</b>
<b>shade</b>	<b>stain</b>	<b>Wednesday</b>
<b>plate</b>	<b>paint</b>	<b>Thursday</b>
<b>make</b>	<b>chain</b>	<b>Friday</b>
<b>plane</b>		<b>Saturday</b>
<b>page</b>		<b>Sunday</b>

## I Can Read

Read the sentences 5 times each and say the meaning in Kannada. Put a tick ✓ in the ○ as you read. Do not spell the words. Read full words.

ಪ್ರತಿ ವಾಕ್ಯವನ್ನು 5 ಬಾರಿ ಓದಿ. ಅವುಗಳ ಅರ್ಥವನ್ನು ಕನ್ನಡದಲ್ಲಿ ಹೇಳಿ. ನೀವು ಪ್ರತಿ ಬಾರಿ ಓದಿದ ನಂತರ, ○ ನಲ್ಲಿ ಆ ಪದಕ್ಕೆ ✓ ಗುರುತು ಮಾಡಿ. ಅಕ್ಷರಗಳನ್ನು ಉಚ್ಚರಿಸ ಬೇಡಿ. ಪೂರ್ಣ ಪದಗಳನ್ನು ಓದಿ.

<p><b>I have a friend. Her name is Sheela. She is 8 years old. I like to play with her.</b></p> <p>① ② ③ ④ ⑤</p>	<p><b>Jake went to the lake. His mother gave him a cake on a plate. He looked for a place to eat the cake. He found a cave. He liked the shade in the cave.</b></p> <p>① ② ③ ④ ⑤</p>
<p><b>Maya is a girl. She is tall and thin. She has black hair. She can sing and dance.</b></p> <p>① ② ③ ④ ⑤</p>	<p><b>On Monday, Maya reads a book. On Tuesday, she plays with her friend. On Wednesday, she watches TV. On Thursday, she helps her mother.</b></p> <p>① ② ③ ④ ⑤</p>
<p><b>We wait for the train. The train is long. The train goes on the rail. The rain stops the train.</b></p> <p>① ② ③ ④ ⑤</p>	<p><b>On Friday, Maya rides her cycle. On Saturday, she plays with her brother. What does she do on Sunday?</b></p> <p>① ② ③ ④ ⑤</p>
<p><b>It is a rainy day. Ram wants to go out and play. Ram hopes the rain will go away soon.</b></p> <p>① ② ③ ④ ⑤</p>	<p><b>I see the sun. I told my mother it looks like a little yellow dot. She said it was a big star.</b></p> <p>① ② ③ ④ ⑤</p>



Read all the words and sentences 5 times and tick in the circle as you read.

**\_ee\_ words**

feet _____	week _____	peek _____	tree _____	free _____
need _____	feed _____	seed _____	weep _____	bee _____
feel _____	knee _____	street _____	three _____	deep _____
peel _____	green _____	seek _____	sheep _____	teeth _____

① ② ③ ④ ⑤

I have two **feet**.

My **feet** are big.

The **tree** is **green**.

A **week** has seven days.

I **peek** through the window to **see** a big bird.

I **see** a small **bee** on a big **tree**.

I **feel** happy when I sing.


I brush my **teeth** in the morning.

I have pain in my **knee**.

The **sheep** like to sit under the **tree**.

The **sheep** like the shade under the **tree**.

① ② ③ ④ ⑤



Teachers'/Parents' feedback:



Teachers'/Parents' sign:

Read 5 times. Fill in the blanks. ಐದು ಬಾರಿ ಓದಿರಿ. ಬಿಟ್ಟ ಸ್ಥಳ ತುಂಬಿರಿ.



This is a tree. It is big and green. A boy, a girl and a dog are under the tree. The girl hugs the tree. The tree is happy. The dog jumps because he is also happy.

The tree is \_\_\_\_\_ and \_\_\_\_\_.

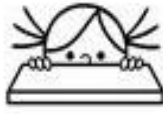
The girl \_\_\_\_\_ the tree.

Circle the correct words.

ಸರಿಯಾದ ಪದಗಳನ್ನು ವೃತ್ತ ಹಾಕಿ ಗುರುತಿಸಿ:



leg  
leeg



pek  
peek



wed  
weed



wet  
weet



vet  
veet



shap  
sheep



ten  
teen



den  
deen



fet  
feet







slep  
sleep

Copy the correct words.

ಸರಿಯಾದ ಪದಗಳನ್ನು ಬರೆಯಿರಿ.


Read, understand and copy the questions. Write the answer using full sentences.  
ಪ್ರಶ್ನೆಯನ್ನು ಓದಿ, ಅರ್ಥ ಮಾಡಿಕೊಂಡು ಬರೆಯಿರಿ ಮತ್ತು ಸಂಪೂರ್ಣ ವಾಕ್ಯಗಳನ್ನು ಬಳಸಿ ಉತ್ತರಿಸಿ.

### HOW MANY?

 <p><b>How many legs do two ladybirds have?</b></p> <p><b>Example Answer:</b> Two ladybirds have <u>twelve</u> legs.</p>	<p><b>How many ears do seven dogs and 3 cats have?</b></p> 
<p><b>How many wings do four birds have?</b></p> 	<p><b>How many tails do three monkeys, two horses and one lion have?</b></p> 

Read 5 times and copy. Match the pictures with the sentences by writing the picture number next to the sentences. One is done for you. 5 ಬಾರಿ ಓದಿರಿ ಮತ್ತು ಬರೆಯಿರಿ.

ವಾಕ್ಯದ ಮುಂದೆ ಚಿತ್ರದ ಸಂಖ್ಯೆಯನ್ನು ಹಾಕುವ ಮೂಲಕ ಚಿತ್ರಗಳು ಮತ್ತು ವಾಕ್ಯಗಳನ್ನು ಹೊಂದಿಸಿ ಬರೆಯಿರಿ. ಒಂದು ಉದಾಹರಣೆ ನೀಡಲಾಗಿದೆ.

### HIDE AND SEEK

Jeetu is playing with his friends. It is Jeetu's turn to count.

Jeetu starts counting. 5

Viju hides behind a tree. \_\_\_\_\_

Suman hides behind the door. \_\_\_\_\_

Aman hides under a basket. \_\_\_\_\_

Biju hides inside a drum. \_\_\_\_\_


Oh no! Jeetu has stopped. What comes after 39?

He starts counting again. His friends have to hide again.

1



2



3



4



5



## High frequency words - Fry word list (401 to 500)

able	ಅಬವ್	decided	ಡಿಸೈಡೆಡ್	include	ಇನ್ ಕೂಡ್	rule	ರೂಲ್
ago	ಅಗೊ	deep	ಡೀಪ್	inside	ಇನ್ಸೈಡ್	scientists	ಸೈಂಟಿಸ್ಟ್ಸ್
among	ಅಮಾಂಗ್	done	ಡನ್	island	ಐಲ್ಯಾಂಡ್	shape	ಶೇಪ್
ball	ಬಾಲ್	dry	ಡ್ರೈ	known	ನೌನ್	shown	ಶೌನ್
base	ಬೇಸ್	English	ಇಂಗ್ಲಿಷ್	language	ಲ್ಯಾಂಗ್ವೇಜ್	six	ಸಿಕ್ಸ್
became	ಬಿಕಮ್	equation	ಇಕ್ವೇಷನ್	less	ಲೆಸ್	size	ಸೈಜ್
behind	ಬಿಹೈಂಡ್	explain	ಎಕ್ಸ್ ಪ್ಲೇನ್	machine	ಮಷೀನ್	special	ಸ್ಪೆಷಲ್
boat	ಬೋಟ್	fact	ಫ್ಯಾಕ್ಟ್	material	ಮಟೀರಿಯಲ್	stars	ಸ್ಟಾರ್ಸ್
box	ಬಾಕ್ಸ್	feel	ಫೀಲ್	minutes	ಮಿನಿಟಸ್	stay	ಸ್ಟೇ
bread	ಬ್ರೆಡ್	filled	ಫಿಲ್ಡ್	note	ನೋಟ್	stood	ಸ್ಟೂಡ್
bring	ಬ್ರಿಂಗ್	finally	ಫೈನಲಿ	nothing	ನಥಿಂಗ್	street	ಸ್ಟ್ರೀಟ್
brought	ಬ್ರೌಟ್	fine	ಫೈನ್	noun	ನೌನ್	strong	ಸ್ಟ್ರಾಂಗ್
building	ಬಿಲ್ಡಿಂಗ್	fly	ಫ್ಲೈ	object	ಆಬ್ಜೆಕ್ಟ್	surface	ಸರ್ಫೇಸ್
built	ಬಿಲ್ಡ್	force	ಫೋರ್ಸ್	ocean	ಓಷನ್	system	ಸಿಸ್ಟಮ್
cannot	ಕಾನ್‌ನಾಟ್	front	ಫ್ರಂಟ್	oh	ಓಹ್	ten	ಟೆನ್
carefully	ಕೇರ್ಫುಲ್	full	ಫುಲ್	pair	ಪೇರ್	though	ಥೌ
check	ಚೆಕ್	game	ಗೇಮ್	person	ಪರ್ಸನ್	thousands	ಥೌಸಂಡ್ಸ್
circle	ಸರ್ಕಲ್	gave	ಗೇವ್	plane	ಪ್ಲೇನ್	verb	ಅಂಡರ್ಸ್ತಾಂಡ್
class	ಕ್ಲಾಸ್	government	ಗವರ್ನ್ಮೆಂಟ್	power	ಪವರ್	understand	ವರ್ಬ್
clear	ಕ್ಲಿಯರ್	green	ಗ್ರೀನ್	produce	ಪ್ರೊಡೂಸ್	wait	ವೈಟ್
common	ಕಾಮನ್	half	ಹಾಫ್	quickly	ಕ್ವಿಕ್ಲಿ	warm	ವಾರ್ಮ್
contain	ಕಂಟೈನ್	heat	ಹೀಟ್	ran	ರ್ಯಾನ್	week	ವೀಕ್
correct	ಕರೆಕ್ಟ್	heavy	ಹೆವಿ	rest	ರೆಸ್ಟ್	wheels	ವೀಲ್ಸ್
course	ಕೋರ್ಸ್	hot	ಹಾಟ್	road	ರೋಡ್	yes	ಯೆಸ್
dark	ಡಾರ್ಕ್	inches	ಇಂಚೆಸ್	round	ರೌಂಡ್	yet	ಯೆಟ್

Cut along the lines. Look at the page numbers and paste the parts on the last page to make a story  
 ಗೆರೆಯ ಮೇಲೆ ಕತ್ತರಿಸಿ. ಪುಟದ ಸಂಖ್ಯೆ ನೋಡಿ, ಕ್ರಮದಲ್ಲಿ ಕೊನೆಯ ಪುಟದ ಮೇಲೆ ಅಂಟಿಸಿ.

<p>8</p>  <p>You are my friend.</p>	<p>1</p> <p><b>My Friends</b></p> 
<p>6</p>  <p>Who will jump with me?</p>	<p>3</p>  <p>I will play with you.</p>
<p>2</p>  <p>Who will play with me?</p>	<p>7</p>  <p>I will jump with you.</p>
<p>4</p>  <p>Who will run with me?</p>	<p>5</p>  <p>I will run with you.</p>



Paste the parts to make a story.

1

2

3

4

5

6


7


8



+91 80 26629890 

info@sikshana.org @

www.sikshana.org 

# 41, K. R. Road, Basavangudi   
Bengaluru – 560004, Karnataka