

English Supplementary Book - 1

इंग्रजी पूरक पुस्तिका - 1

Grade:- 6th

इयत्ता:- 6 वी

Name : _____

Class : _____

School : _____

पूरक पुस्तिकेबद्दल

- या पूरक पुस्तिकेत 'निपूण भारत' कार्यक्रम मार्गदर्शिकेमध्ये निर्देशित केलेली मूलभूत साक्षरता कौशल्ये समाविष्ट आहेत.
- मौखिक भाषा विकास, भाषिक संकेत, वाचनातील सहजता, वाचन आकलन आणि लेखन या मुख्य घटकांचा समावेश या पूरक पुस्तिकेत करण्यात आलेला आहे.
- या पूरक पुस्तिकेचे दोन भाग आहेत. (भाग -1 आणि भाग - 2)
- या पूरक पुस्तिकेमध्ये 200 फ्राय शब्द समूहामधील शब्द (शब्द सूची 1-200) आणि 100 हून अधिक सामान्य नामांचा समावेश आहे जे लहान वयात वाचन विकासासाठी उत्कृष्ट पाया तयार करतात.
- पुस्तिकेच्या माध्यमातून विद्यार्थी पेन्सिल नियंत्रण सराव, अक्षरे बनवणे (मोठ्या आणि लहान लिपीतील अक्षरे) शब्द आणि वाक्ये वाचणे आणि लिहिणे इत्यादी घटकांपर्यंत प्रगती करू शकतात.
- पुस्तिकेमधील काही उपक्रमामध्ये विद्यार्थ्यांना साध्या वाचना व्यतिरिक्त अधिकची भाषा कौशल्ये वापरणे आवश्यक आहे. उदाहरणार्थ- शब्द शोध, शब्दकोडे.

महत्वपूर्ण सूचना

1. विद्यार्थ्यांनी दररोज एका पानाचा सराव करावा.
2. विद्यार्थ्यांनी दररोज शब्द सूचीतील 5 शब्द वाचावेत. प्रत्येक दिवशी त्यांनी मागील दिवसाच्या शब्दांची उजळणी करावी.
3. विद्यार्थी त्यांच्या शिक्षक, पालक किंवा गट सदस्यांकडून मदत घेऊ शकतात.
4. ही पूरक पुस्तिका साधारण तीन महिन्यामध्ये विद्यार्थ्यांनी पूर्ण करावी अशी अपेक्षा आहे.

"We have put our efforts to make this book free of content errors and typos. However, if you happen to find any mistake or have suggestions for improvement, please reach out to us at feedback@sikshana.org"

Table of Contents (अनुक्रमणिका)

क्र.	घटक	पान नं.
1	Capital and small letters for reference (उजळणीसाठी मोठी आणि लहान लिपी)	1
2	Tracing – Pencil control (गिरवणे – पेंसिलवरचे नियंत्रण)	2
3	Tracing Capital and small letters – Cc, Aa, Tt, Oo, Pp (मोठ्या आणि छोट्या लिपीतील अक्षरे गिरवणे.)	3
	3.1 Letters, related words, sentences, activities – reading and writing (अक्षरे, संबंधित शब्द, वाक्य, उपक्रम – वाचन आणि लेखन)	4-7
4	Tracing Capital and small letters – Ee, Ss, Bb, Nn, Ii (मोठ्या आणि लहान लिपीतील अक्षरे गिरवणे.)	8
	4.1 Letters, related words, sentences, activities – reading and writing (अक्षरे, संबंधित शब्द, वाक्य, उपक्रम – वाचन आणि लेखन)	9-12
5	Tracing Capital and small letters – Gg, Uu, Rr, Dd, Mm (मोठ्या आणि लहान लिपीतील अक्षर गिरवणे.)	13
	5.1 Letters, related words, sentences, activities – reading and writing (अक्षरे, संबंधित शब्द, वाक्य – वाचन आणि लेखन)	14-17
6	I can read three letter words – reading and writing (तीन अक्षरी शब्द वाचू शकतो – वाचन आणि लेखन)	18
7	Colours – reading and writing activities (रंग- वाचन आणि लेखन उपक्रम)	19-20
8	Tracing Capital and small letters – Hh, Yy, Ww, Ff, Ll (मोठ्या आणि लहान लिपीतील अक्षरे गिरवणे.)	21
	8.1 Letters, related words, sentences, activities – reading and writing (अक्षरे, संबंधित शब्द, वाक्य, उपक्रम – वाचन आणि लेखन)	22-24
9	I can read three letter words – reading and writing (तीन अक्षरी शब्द वाचू शकतो – वाचन आणि लेखन)	25
10	Number names – reading and writing activities (अंकांची नावे – वाचन आणि लेखन उपक्रम)	26-27
11	Tracing Capital and small letters – Vv, Qq, Kk, Jj, Zz, Xx (मोठ्या आणि लहान लिपीतील अक्षरे गिरवणे.)	28
	11.1 Letters, related words, sentences, activities – reading and writing (अक्षरे, संबंधित शब्द, वाक्य, उपक्रम – वाचन आणि लेखन)	29-32
12	I can read three letter words – reading and writing (तीन अक्षरी शब्द वाचू शकतो – वाचन आणि लेखन)	33
13	Animals – reading and writing activities. (प्राणी – वाचन आणि लेखन उपक्रम)	34
14	Revision – Capital and small letters (उजळणी – मोठ्या आणि छोट्या लिपीतील अक्षरे)	35
15	Sight words (नियमित वापरले जाणारे शब्द)	36
16	Activities – three letter word (उपक्रम- तीन अक्षरी शब्द)	37-38
17	Speaking exercise (बोलण्याचा सराव)	39
18	Alphabet poster (वर्णमालेचे पोस्टर)	40-41
19	High Frequency Words - Fry word list (401 to 500)(फ्राय यांच्या शब्दसमुहातील शब्द- 401 ते 500)	42

Read and trace. (वाच आणि गिरव.)

A	a	Aa	N	n	Nn
B	b	Bb	O	o	Oo
C	c	Cc	P	p	Pp
D	d	Dd	Q	q	Qq
E	e	Ee	R	r	Rr
F	f	Ff	S	s	Ss
G	g	Gg	T	t	Tt
H	h	Hh	U	u	Uu
I	i	Ii	V	v	Vv
J	j	Jj	W	w	Ww
K	k	Kk	X	x	Xx
L	l	Ll	Y	y	Yy
M	m	Mm	Z	z	Zz





























Trace and write the letters Capital. (मोठ्या लिपीतील अक्षरे गिरव आणि लिही.)

A B C D E F G H I J K L M

N O P Q R S T U V W X Y Z

Write the Capital letters. (मोठ्या लिपीतील अक्षरे लिही.)

Fill in the missing letters. (रिकाम्या जागी योग्य अक्षर लिही.)

1.       
2.       
3.       
4.       

Write the words in alphabetical order. (Look at the first letter and arrange starting from A.)

(शब्द इंग्रजी वर्णमालेच्या क्रमाने लिही. (पहिले अक्षर बघ आणि 'A' पासून सुरु कर.)

Cat	Apple	Egg	Fan	Sun	Tin	Zoo	Leg	Bed	Yellow	Van	Dad
-----	-------	-----	-----	-----	-----	-----	-----	-----	--------	-----	-----

1.	Apple	4.		7.		10.	
2.	Bed	5.		8.		11.	
3.		6.		9.		12.	

Date : ___ / ___ / ___

Trace and write the letters – Small Letters. (छोट्या लिपीतील अक्षरे गिरव आणि लिही.)

a b c d e f g h i j k l m

n o p q r s t u v w x y z

Write the small letters. (छोट्या लिपीतील अक्षरे लिही.)

Fill in the missing letters. (रिकाम्या जागी योग्य अक्षर लिही.)

Aa	Bb	Cc	Gg		Ii
Mm		Oo	Qq		Ss
Ww		Yy	Cc		Ee
Kk		Mm	Uu		Ww

Write. लिही.

Your name in all CAPITAL letters _____

(मोठ्या लिपीत तुझे नाव)

Your name in all small letters _____

(छोट्या लिपीत तुझे नाव)

Your school's name _____

(तुझ्या शाळेचे नाव)

Match the Capital and Small Letters.

(मोठ्या आणि छोट्या अक्षरांच्या जोड्या लाव.)

f g j t q b s v
Q T S G J F V B

Read and match the same words (खालील शब्द वाच आणि एकसारख्या शब्दांच्या जोड्या लाव.)

tall fat sat pin cake tin
pin cake fat sat tin tall

Find and circle the words. (चौकटीत खालील शब्द शोध आणि त्यांना गोल कर.)

bag tap can van man dog

n	b	a	g	o	p	g	c	f	i	d	a	n	o
m	d	a	f	h	j	a	n	k	f	m	a	n	a
l	f	h	f	c	a	n	s	h	j	p	k	d	l
e	c	k	x	a	p	h	b	m	j	a	e	e	d
i	e	t	w	f	r	p	k	b	k	v	a	n	f
d	d	o	g	q	s	e	r	l	m	f	q	h	p
a	o	z	m	v	t	t	a	p	y	e	n	b	v
c	c	d	n	j	n	a	d	c	d	b	l	m	b


Count and write how many. (खाली दिलेल्या अक्षरांची संख्या वरील दिलेल्या चौकटीतून मोजून लिही.)

c _____ w _____ m _____ p _____ b _____ d _____

Copy the words. (शब्द वाच आणि पुन्हा लिही.) Read the sentences. (वाक्ये वाच)











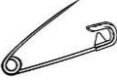

hat	cat	fat	mat	sat
bin	fin	sin	pin	tin

This is a cat.
The cat is fat.
The fat cat has a hat.
The fat cat sat on a mat.



Date : ___ / ___ / ___

Complete the word and make a sentence. (शब्द पूर्ण कर आणि वाक्य तयार कर.)

m	h	c	b	f	s	b	p	r
	<input type="text"/> cat	The cat is wearing a hat.						
	<input type="text"/> at							
	<input type="text"/> at							
	<input type="text"/> at							
	<input type="text"/> at							
	<input type="text"/> in							

Read aloud the sentences. (खालील वाक्ये मोठ्याने वाच.)

Hello! How are you?	Will you come to my house today?
What is your name?	What is the English homework today?
Which grade are you in?	What did you eat for breakfast?
Can I borrow your pencil please?	I ate idli for breakfast.
I am going home.	I have two sisters.























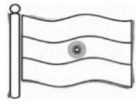





























Pair work: Read the words and act them out (जोडीने करायचे कार्य: शब्द वाच आणि त्यानुसार कृती कर.)











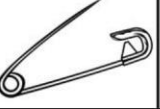
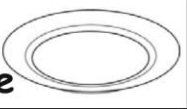


















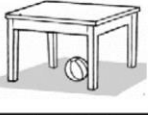














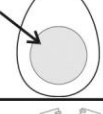






dance	touch anything red	clap twice	go to the playground
open a book	touch your nose	open your bag	say sorry to a friend
jump on one leg	throw a ball	write your name	sit on the floor

Teachers'/Parents'Feedback : 😊 😐 😞 Teachers'/Parents'Sign : _____

Pair/Group work- Read the words and make a chart in your notebook.

(गटाने करावयाचे कार्य - शब्द वाच आणि असाच तक्ता तुझ्या वहीत तयार कर.)

























a	apple 	ant 	axe 	aeroplane 
b	bag 	bat 	book 	ball 
c	cup 	cat 	cow 	crow 
d	duck 	door 	drum 	dog 
e	egg 	elephant 	ear 	eye 
f	frog 	fish 	flag 	fan 
g	glass 	gate 	grass 	girl 
h	house 	hat 	head 	hand 
i	ice-cream 	India 	ink 	ice 
j	jug 	jar 	jeep 	juice 
k	kite 	key 	king 	kitten 
l	lion 	leg 	leaf 	log 
m	mat 	man 	mango 	mouth 

n	nail 	nose 	nest 	net 
o	orange 	owl 	ox 	office 
p	pencil 	parrot 	pin 	plate 
q	queen 	quarter 	quiet 	quiz 
r	rat 	rose 	rainbow 	rain 
s	snake 	skirt 	sun 	saree 
t	ten 	two 	train 	table 
u	umbrella 	umpire 	under 	Up 
v	vegetables 	vase 	van 	violin 
w	watch 	well 	window 	woman 
x	x-ray 	x-mas tree 	six 	xylophone 
y	yellow 	yolk 	yoga 	yak 
z	zero 	zipper 	zoo 	zebra 

Read the words 5 times and copy. (खाली दिलेले शब्द 5 वेळा वाच आणि रिकाम्या चौकटीत लिही.)

we	went	in	on	like	and	see	the	to	am

Read the words 5 times and copy. (खाली दिलेले शब्द 5 वेळा वाच आणि रिकाम्या चौकटीत लिही.)





 bed	 jet	 pen		 bug	 gum	 jug	
 web	 hen	 net		 bus	 run	 mug	
 pot	 box	 dog		 mix	 pig	 pin	
 log	 mop	 fox		 dig	 hip	 lip	

Write the sentence that matches the picture. (चित्रांशी जुळणारे वाक्य लिही.)







Look (पहा)

Read (वाच)







Write the correct sentence. (योग्य वाक्य लिही.)

	The girl sat on the mat. The cat sat on the mat.	
	We went in the bus. We went in the car.	
	The rat in on the cup. The bug in on the cup.	
	The lion is in the mud. The pig is in the mud.	


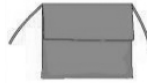






Fill in the missing letters. (रिक्तस्थानों में उचित अक्षर लिखें।)

					
c _ _ _ n	c _ _ _ p	d _ _ _ g	w _ _ _ b	h _ _ _ t	j _ _ _ t

Look at the pictures and write the names. (चित्रों के नाम लिखें।)

Look at the pictures and write the words. (चित्रों के नाम लिखें।)

	c					
	a					
	b	a	t			
						
						

Make a chart with more such puzzles.

(वर्णों के उदाहरणों के साथ आणखी शब्दकोडी तैयार करें।)




















Date : ___ / ___ / ___

Match the pictures with the names.

(चित्र आणि त्यांची नावे यांच्या जोड्या लाव.)

Fill in the missing letters.

(रिक्त्या जागी योग्य अक्षर लिही.)

	door		__ pple
	ear		s ___ n
	bag		pi ___
	drum		__ ose
	girl		m ___ t
	book		__ all
	elephant		__ uck
	house	2	_____
	nest		_____
	fish		_____

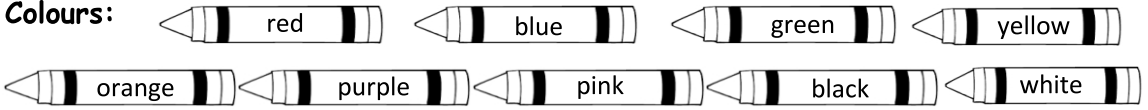
Read the questions and write the answers.

(खाली दिलेले प्रश्न वाच आणि उत्तरे लिही.)

What is your name?	
How old are you?	
Which grade are you in?	
Do you have a brother?	
What job does your father do?	

Teachers'/Parents'Feedback :	😊 😐 😞	Teachers'/Parents'Sign :	
------------------------------	-------	--------------------------	--

Read and make a chart. (वाच आणि अशा प्रकारचे तक्ते वहीत तयार कर.)

Colours:**Days of the Week**

Sunday
Monday
Tuesday
Wednesday
Thursday
Friday
Saturday

Today is _____
Tomorrow is _____
Yesterday was _____
Day after tomorrow is _____

Months of the Year

1. January
2. February
3. March
4. April
5. May
6. June
7. July
8. August
9. September
10. October
11. November
12. December

Shapes

circle



triangle



square



rectangle



star



diamond



oval



cylinder

**Seasons (ऋतु)**

SPRING



SUMMER



MONSOON



AUTUMN



WINTER

Clothes (कपडे)

shoes



shirt




saree



skirt



pant



lungi



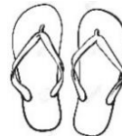
socks



shorts



frock



slippers



sandals







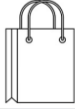


t-shirt

Date : ___ / ___ / ___

Read 5 times. Write the words in your notebook. (खालील शब्द ५ वेळा वाच आणि तुझ्या वहीत लिही.)

ab		ad		ag		am		an	
cab	lab	bad	dab	bag	nag	dam	ham	can	fan
jab	dab	mad	pad	rag	brag	yam	jam	man	ran
crab	drab	sad	clad	tag	drag	swam	clam	gran	plan
grab	slab	glad	Brad	flag	wag	pram	exam	scan	than
ap		ar		at		ed		en	
cap	lap	car	far	bat	cat	bed	fed	den	hen
map	nap	jar	tar	mat	rat	led	red	men	pen
flap	clap	afar	scar	flat	chat	bled	shed	glen	then
snap	trap	star	ajar	brat	that	fled	wed	when	ten

Fill in the blanks. (रिकाम्या जागा भर.)

 _____ a _____
 _____ a _____
 _____ a _____
 _____ a _____
_____ a _____
 _____ a _____
 _____ a _____
_____ e _____
 _____ a _____

Fill in the vowels. (रिकाम्या जागी योग्य स्वर लिही.)

Write the rhyming words.

(यमक जुळणारे शब्द लिही.)

h	i	t
c		b
d		b
r		t
m		n
m		p
c		p
f		r
c		n

car	jar	far
cap		
den		
bag		
fan		
cat		
bed		

Conversation - Practice with a partner – **Saying Hello** (संवाद- जोडी मध्ये करावयाचा सराव.)

S1: Hello! How are you?

S2: I am well. Thank you. And you?

S1: I am fine, thanks.

S2: It's good to see you.

I Can Read. (वाचन)

Read the sentences 5 times each and say the meaning in Marathi Put a tick ✓ in the ○ as you read. Do not spell the words. Read full words.

(प्रत्येक वाक्य 5 वेळा वाच आणि मराठी भाषेत त्याचा अर्थ सांग. प्रत्येक वेळी वाक्य वाचून झाल्यावर गोलावर बरोबरची ✓ खूण कर. शब्दाचे स्पेलिंग न सांगता पूर्ण शब्द वाचण्याचा प्रयत्न कर.)

<p>I see a bird. I see an ant. I see a small ant in the garden.</p> <p>① ② ③ ④ ⑤</p>	<p>I went to the zoo. A dog sat on the log. The sun is hot. The pool is cool.</p> <p>① ② ③ ④ ⑤</p>
<p>I took my dog to play. I kick the ball. The dog had fun.</p> <p>① ② ③ ④ ⑤</p>	<p>I see a book. The book is good. I like the book.</p> <p>① ② ③ ④ ⑤</p>
<p>I see a girl. I see a small girl. I see a boy. I see a big boy. I see a small girl and a big boy.</p> <p>① ② ③ ④ ⑤</p>	<p>I hid the lid. I lick the ice-cream. The fat cat sat on the mat. I took the book.</p> <p>① ② ③ ④ ⑤</p>

Write the correct sentence using the words given.

(दिलेल्या शब्दांचा वापर करून अचूक वाक्य तयार कर.)

1. small cat see a

2. book like the i

3. the sat cat mat the on

Read 5 times. Write the words in your notebook. (खालील शब्द 5 वेळा वाच आणि तुझ्या वहीत लिही.)

et		id		ig		in		ip	
bet	let	bid	hid	big	pig	bin	fin	tip	lip
jet	pet	kid	lid	dig	wig	tin	win	dip	hip
wet	yet	amid	grid	fig	twig	chin	grin	skip	ship
met	set	slid	skid	jig	rig	twin	skin	clip	strip
it		ob		og		op		ot	
fit	hit	mob	job	dog	fog	mop	hop	cot	jot
pit	sit	rob	sob	log	jog	pop	top	hot	pot
split	quit	cob	snob	frog	clog	crop	drop	clot	plot
knit	grit	snob	slop	smog	hog	flop	shop	knot	spot

Fill in the blanks to make words.

(रिकाम्या जागी योग्य स्वर लिही.)

All words are from the above list.

(सर्व शब्द हे वर दिलेल्या यादी मधीलच आहेत.)

h	i	t	
c		b	
d		g	
	i	t	
h	o		
p	l		t
s			t
s			g
k			t

Write the rhyming words.

(यमक जुळणारे शब्द लिही.)

bet	jet	met
bin		
dog		
fit		
hid		
big		
tip		

Conversation - Practice with a partner.

(संवाद - जोडीमध्ये करावयाचा सराव.)

S1: Hello! How are you?

S2: I am well. Thank you. And you?

S1: I am fine, thanks.

S2: It's good to see you.

S1: Good to see you too. I haven't seen you in school lately.

S2: I went to Mysore. My grandmother is unwell.

S1: Sorry to hear that.

Practice sentences.

(सरावासाठी वाक्ये)

I went to Pune.

I went to Delhi.

I went to the shop.

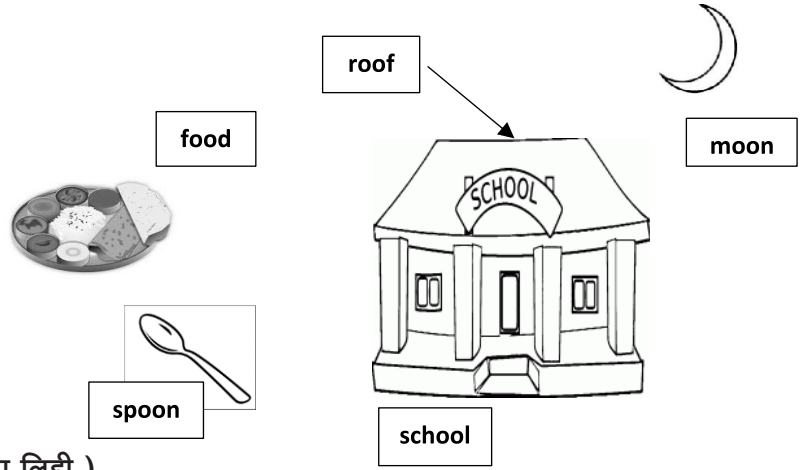
I went to the bank.

I went to the market.

I went to my grandmother's house.

Pattern words. (शब्दांचे नमुने)

oo words (उच्चार ऊ असा आहे)



Read and copy. (वाच आणि पुन्हा लिही.)

food - फूड	roof - रूफ	school - स्कूल	moon - मून	spoon - स्पून

Read the sentences 5 times each. Tell the meaning in the regional language.

(खालील वाक्ये 5 वेळा वाच. मराठी भाषेत त्यांचे अर्थ सांग.)

on the - वर

<p>I like to eat food.</p> <p>I see the moon.</p> <p>I like to go to school.</p> <p>I see a plate.</p> <p>I see food on the plate.</p> <p>Food is on the plate.</p> <p>I eat food in school.</p>	<p>Read:</p> <table border="1"> <tr> <td>choose</td> <td>tool</td> <td>fool</td> </tr> <tr> <td>noon</td> <td>pool</td> <td>cool</td> </tr> </table>	choose	tool	fool	noon	pool	cool
choose	tool	fool					
noon	pool	cool					

Write your own sentences. (खाली दिलेल्या शब्दांवरून स्वतः वाक्य तयार करून लिही.)

food: _____

school: _____

moon: _____

Teachers'/Parents'Feedback :	😊 😐 😞	Teachers'/Parents'Sign :	
------------------------------	-------	--------------------------	--

Read 5 times. Write the words in your notebook. (खालील शब्द 5 वेळा वाच आणि तुझ्या वहीत लिही.)

ub		ug		um		un		ut	
cub	rub	bug	plug	gum	hum	bun	run	but	cut
club	scrub	mug	tug	slum	plum	fun	shun	hut	nut
hub	tub	rug	hug	sum	glum	stun	pun	rut	shut
grub	shrub	jug	drug	drum	forum	sun	gun	gut	strut
all		ell		ill		est		ing	
ball	call	bell	sell	will	till	best	vest	king	sing
tall	fall	tell	fell	hill	pill	nest	rest	swing	bring
wall	hall	well	hell	fill	still	pest	west	ring	wing
small	stall	smell	spell	bill	drill	test	fest	string	swing

Fill in the blanks. (रिकांम्या जागा भर.)



___ u ___





k ___ n ___



___ e ___



___ r ___

Fill in the blanks to make words.

(रिकांम्या जागी योग्य अक्षर लिहून अर्थपूर्ण शब्द तयार कर.)

All words are from the above list.

(सर्व शब्द हे वर दिलेल्या यादी मधीलच आहे.)

h	i		l		
t			t		
s	l				
d	r				
	p	e			
f				m	
s	t				g

Write the rhyming words.

(यमक जुळणारे शब्द लिही.)

best	nest	west
king		
ball		
rub		
hut		
gum		

Conversation - Practice with a partner - **Saying Bye.**

(संवाद - जोडीमध्ये करावयाचा सराव.)

S1: I must leave now. I have a class.

S2: I must go too.

S1: Good to see you.

S2: See you later.

Read the words. (खालील शब्द वाच.)

bun ✓	skin	best	bill	sin	spot	sun	lot	pill	string
till	still	gun	bin	test	pin ✓	tin	west	king	plot
stun	hot	ill	jot	fun	cot	vest	run	wing	hill
nest	fin	grin	sing	pot	shun	fest	drill	rest	ring

Write (वर दिलेले शब्द उदाहरणात दाखविल्याप्रमाणे योग्य चौकटीत लिही.)

in	pin								
un	bun								
ot									
est									
ill									
ing									

Make words (शब्द तयार कर.)

A central circle contains the letters 'en'. It is surrounded by six empty circles. To the left is a circle with 'p', and to the right is a circle with 't'. Above 'en' is a circle with 'h', and below it is a circle with 'd'. Lines connect 'en' to each of these six surrounding circles.

den

A central circle contains the letters 'ell'. It is surrounded by six empty circles. To the left is a circle with 'sm', and to the right is a circle with 'w'. Above 'ell' is a circle with 'h', and below it is a circle with 'b'. Lines connect 'ell' to each of these six surrounding circles.

well

Make sentences: (खालील शब्दांचा वापर करून वाक्य तयार कर.)

jug: _____

tall: _____

hut: _____

crop: _____

man: _____

Short u sound. Read 5 times each. (ऊ हा उच्चार असलेले शब्द प्रत्येकी 5 वेळा वाच.)



wood



foot



book

Read aloud and copy. (मोठ्याने वाच आणि पुन्हा लिही.)

book - बुक	look - लुक	took - टुक	foot - फुट	wood - वुड	good - गुड

Read the sentences 5 times each.

Tell the meaning in the regional language.
(खालील वाक्ये 5 वेळा वाच. मराठी भाषेत त्यांचे अर्थ सांग.)

Find the words.(दिलेले शब्द शब्दकोड्यात शोध.)

wood foot good

Look at the book.

पुस्तक बघ.

Look at the foot.

Look at the wood.

I see a book.

I see a book on the wood.

I like to cook.

A	D	F	X	B	Z	I	E	S	M
R	U	O	W	O	O	D	O	P	S
F	B	O	O	K	K	G	F	K	K
L	O	O	K	V	V	B	B	U	S
C	Z	S	F	O	O	T	M	N	V
G	H	P	H	S	E	E	S	U	N
D	O	G	O	O	D	B	U	N	D
A	L	I	K	E	D	R	C	A	T

Write more words you see in the grid above.

(शब्दकोड्यात तुला सापडलेले आणखी अर्थपूर्ण शब्द लिही.)

_____ , _____ , _____ , _____ , _____ ,

_____ , _____ , _____ , _____ , _____ ,

Write your own sentences. (खालील शब्दांचा वापर करून वाक्य तयार कर.)

cook: _____

book: _____

foot: _____

Read 5 times and learn the spelling. Write the words in your notebook.

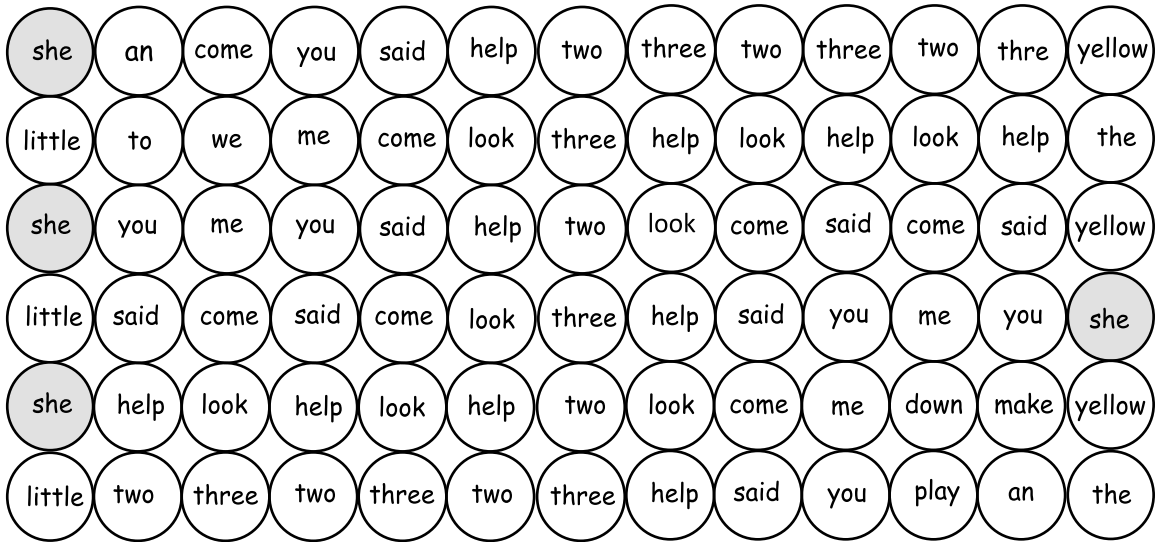
(खालील शब्द 5 वेळा वाच आणि स्पेलिंगच शिक. शब्द तुझ्या वहीत लिही.)

a	is	it	do	am	can	and	to	up	go
we	in	I	in	not	the	you	me	my	see
for	big	run	said	no	at	are	so	on	he
she	one	two	three	be	all	away	help	look	there
find	play	make	where	come	little	red	blue	yellow	down

Colour the circles: example (**she** = grey)

(दिलेल्या सूचनांप्रमाणे आणि उदाहरणामध्ये दाखविल्याप्रमाणे रंग भर.)

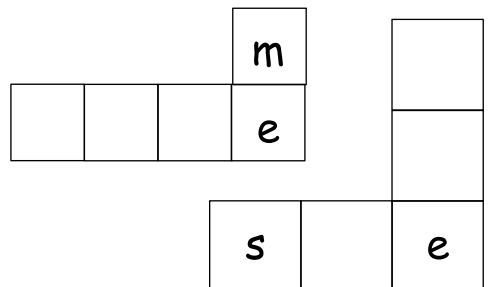
me = red	said = pink	two = green	help = yellow
you = blue	come = purple	three = brown	look = black



Fill in the blanks: (रिकाम्या जागा भर.)

come play The help and where two

- _____ cat _____ the dog are running.
- I want to _____ with you.
- Can I _____ inside?
- I want _____ with writing.
- _____ is my bat?
- I have _____ sisters.



Read the words 5 times each. (प्रत्येक शब्द 5 वेळा वाच.)

the	is	at	red	yellow	blue
black	brown	white	orange	green	mud

Read the sentences 5 times each. Say the meaning in the regional language. Copy the sentences.

(प्रत्येक वाक्य 5 वेळा वाच. त्या वाक्याचा अर्थ मराठी भाषेत सांग. वाक्य रिकाम्या जागी लिही.)

The rose is red.

The grass is green.

The car is blue.

The egg is white.

The apple is red.

The dog is brown.

The cow is white.

The pen is pink.

Name the pictures and write sentences saying what colour they usually are.

(चित्रात दाखविलेले पक्षी, प्राणी, फळे यांची नावे इंग्रजीत लिही आणि त्यांच्या रंगांवरून वाक्य तयार कर.)




Name: _____

Sentence: _____



Name: _____

Sentence: _____



Name: _____

Sentence: _____



Name: _____

Sentence: _____



Name: _____

Sentence: _____

Find the words: *Hint: start with the first letter and look for the next letter around that.*

(खाली दिलेले शब्द त्याच्या शेजारील शब्दकोड्यात शोध व त्याला गोल कर.)

✓ away
help
come
little
school
make
three
tomato
friend
look
teacher
yellow

l i t t l e s f o y f m s r e
g j x o w c p d a q r u a s d
i w d l h e t w x e i q j k h
o p r o j i a d f n e f p q e
o t o r e h c a e t n j z u w
d l a o j m p b z m d s h d k
g a m m l o o k k c b s e e u
q p d h o y m v d x e o l e v
q j d z r t y c b m u p p r u
z u d p q m d e o n b b p h o
r f j o c o v c l v e a p t f
f k r i d c m t i l k t s e v
w k t v w s g m n p o d i i m
b o c u x r u n b x d w v y b
y y a c a g v h m c j t y r l

Opposites: (खालील शब्दांचे विरुद्धार्थी शब्द दिलेल्या चौकटीतून शोधून लिही.)

fat	small	hot	poor
-----	-------	-----	------

1. _____ big

4. _____ rich

2. _____ cold

5. _____ thin

Compound Words: *put two words together to make one word. Write the meaning in the regional language.*

(मिश्र शब्द: दोन शब्द एकत्र करून एक शब्द तयार कर आणि मराठी भाषेत त्या शब्दाचा अर्थ लिही.)

butter + fly = butterfly (फुलपाखरू)	time + table =
after + noon =	ear + ring =
birth + day =	tooth + brush =
some + time =	sun + flower =

Read and understand – a / an (a / an वाच आणि समजून घे.)

Read Aloud and Draw. (मोठ्याने वाच आणि चित्र काढ.)

a bat	a fish	a pencil	a bag
a dog	a house	a girl	a book

When a word begins with a consonant sound, we use 'a'. Example: a uniform, a university

When a word begins with a **vowel sound**, we use 'an'. 'an' Example: an hour, an honest man
(जेव्हा एखादा शब्द व्यंजनाने सुरु होतो तेव्हा आपण 'a' वापरतो.) Example: a uniform,
a university (जेव्हा एखादा शब्द स्वराने सुरु होतो तेव्हा आपण 'an' वापरतो.)


Example: an hour, an honest man

Read Aloud and Draw

(मोठ्याने वाच आणि चित्र काढ.)

an e gg	an a nt	an e lephant	an a pple
an u mbrella	an o range	an i ce-cream	an a irplane

Write 'a' or 'an' (चित्रासमोर 'a' आणि 'an' लिही.)



_____ duck

_____ owl

_____ glass

_____ axe

_____ ice-cream

Teachers'/Parents'Feedback :





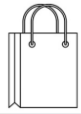






Teachers'/Parents'Sign :


Read the sentences 5 times each. Copy in your notebook.


(खालील वाक्ये 5 वेळा वाच आणि तुझ्या वहीत लिही.)

This is - हे आहे That is - ते आहे


This is a table.		
That is a chair.		
This is a pencil.		
That is a bag.		
That is an apple.		
This is an orange.		

Fill in the blanks with 'this' or 'that'. ('this' आणि 'that' चा वापर करून रिकाम्या जागा भर.)


1. _____ is a cow. 


2. _____ is a pig. 




3. _____ is a bird. 



4. _____ is a bag. 

5. _____ is a pencil. 

What is this?  _____

What is that? _____



Read 5 times. Write the words in your notebook. (खालील शब्द 5 वेळा वाच आणि तुझ्या वहीत लिही.)

ick		ack		ash		ump		amp	
lick	pick	back	pack	cash	bash	jump	sump	damp	lamp
sick	kick	jack	rack	rash	trash	pump	bump	ramp	camp
tick	brick	lack	sack	flash	crash	lump	dump	stamp	cramp
trick	quick	black	track	clash	splash	plump	trump	champ	clamp
end		ung		ock		ist		and	
bend	lend	lung	dung	sock	rock	fist	mist	land	sand
send	fend	sung	rung	clock	dock	list	gist	band	bland
mend	trend	hung	flung	mock	lock	artist	wrist	hand	grand
blend	amend	swung	young	block	shock	twist	resist	brand	gland

Write the rhyming words.

(यमक जुळणारे शब्द लिही.)

lung	dung	young
list		
rock		
land		
stamp		
lick		
back		
jump		
fist		
send		

Find the words.

(खालील चौकटीत दिलेले शब्द शब्दकोड्यात शोध.)

a	d	v	b	b	l	e	n	d	x
d	w	d	u	m	p	q	w	s	d
a	b	a	c	k	f	t	e	b	f
s	g	h	j	k	l	a	n	d	t
l	v	e	q	u	i	c	k	r	y
g	h	b	l	a	c	k	s	g	i
g	c	a	s	h	f	j	i	y	u
a	d	g	h	j	s	i	c	k	e

dump	back	land	black	cash
	quick	sick	blend	

Make sentences:

(वाक्ये तयार कर.)

clock: _____

sick: _____

lamp: _____

brick: _____

hand: _____

Understand. Read 5 times. (खालील वाक्य 5 वेळा वाच आणि समजून घे.)

my -	your -
-------------	---------------



This is **my** ball.




That is **your** ball.



This is **my** house.





That is **your** house.



This is **my** family.



That is **your** family.



(प्रत्येक वाक्य 5 वेळा वाच आणि प्रत्येक वेळी वाक्य वाचून झाल्यावर गोलावर बरोबरची ✓ खूण कर. शब्दाचे स्पेलिंग न सांगता पूर्ण शब्द वाचण्याचा प्रयत्न कर.)


she is a girl.	he is a boy.	it is a book.
she is a my friend.	he is my Friend.	it is a pencil.
she likes to play with me.	he likes to play with me.	it is a ball.
she is my best Friend.	he is my best friend.	it is a table.

① ② ③ ④ ⑤

I Can Read. (वाचन)

Read the sentences 5 times each and say the meaning in Marathi. Put a tick ✓ in the ○ as you read. Do not spell the words. Read full words.

(प्रत्येक वाक्य 5 वेळा वाच आणि मराठी भाषेत त्याचा अर्थ सांग. प्रत्येक वेळी वाक्य वाचून झाल्यावर गोलावर बरोबरची ✓ खूण कर. शब्दाचे स्पेलिंग न सांगता पूर्ण शब्द वाचण्याचा प्रयत्न कर.)

<p>Look at the cow. The cow is white.</p> <p>① ② ③ ④ ⑤</p>	<p>Look at the wood. The wood is brown.</p> <p>① ② ③ ④ ⑤</p>
<p>Look at the spoon. The spoon is black.</p> <p>① ② ③ ④ ⑤</p>	<p>Look at the foot. The foot is clean.</p> <p>① ② ③ ④ ⑤</p>
<p>Look at the moon. The moon is big.</p> <p>① ② ③ ④ ⑤</p>	<p>Look at the school. The school is big.</p> <p>① ② ③ ④ ⑤</p>
<p>Look at the dog. The dog is big. The dog is black and white. The dog likes to play.</p> <p>① ② ③ ④ ⑤</p>	<p>Look at the pig. The pig is small. The pig is pink. The pink pig likes to play in the mud.</p> <p>① ② ③ ④ ⑤</p> 

Write 4 sentences using these words.

(खालील शब्दांचा वापर करून 4 वाक्ये लिही.)

look	car	at	is	red	the	big	dog
------	-----	----	----	-----	-----	-----	-----

Teachers'/Parents'Feedback :	😊 😐 😞	Teachers'/Parents'Sign :	
------------------------------	-------	--------------------------	--

She is - ती आहे

He is - तो आहे



This is Manju.
He is a man.



This is Rama.
She is a girl.



This is Suman.
She is a woman.



This is Ravi.
He is a boy.

Read (वाच)



Maya

a woman



Raman

a man



Jaya

a girl



Ramu

a boy



Deepa

a baby

Read and write. (वाच आणि लिही.)



This is Raman.

He is a _____.

This is Maya.

She is a _____.



_____ Jaya.

_____ is a _____.

_____.

_____.



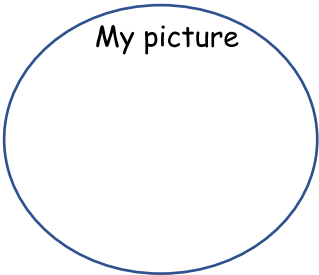
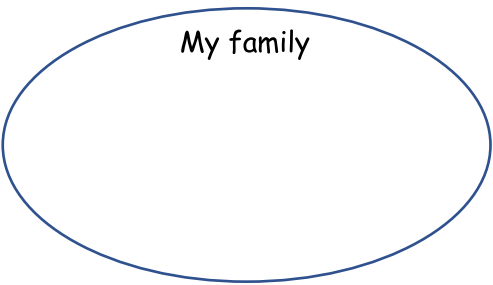

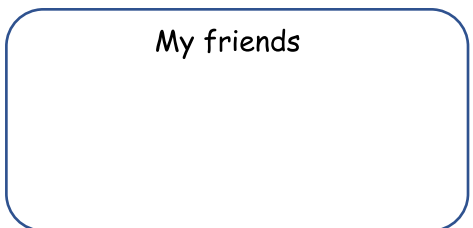

Name the boy and write 3 sentences about him.

(चित्रात दिसणाऱ्या मुलाला एक नाव दे आणि त्या चित्रा बद्दल 3 वाक्ये लिही.)



Write about yourself . (स्वतःबदल लिही.)

All About Me

<p>My picture</p> 	<p>My dream is:</p> <table border="1" style="width: 100%; border-collapse: collapse;"><tr><td style="width: 20px;"> </td><td> </td></tr><tr><td> </td><td> </td></tr><tr><td> </td><td> </td></tr><tr><td> </td><td> </td></tr></table>									<p>My family</p> 
<p>My birthday</p> 	<p>My friends</p> 									
<p>My favourite things:</p> <ul style="list-style-type: none">❖ Subject: _____❖ Food: _____❖ Sport: _____❖ Movie: _____❖ Song _____	<p>I love to:</p> 									

Write the sentences to introduce yourself to someone.
(स्वतः बदल माहिती लिही.)

Hello! My name is _____.

_____.

_____.

_____.

_____.

_____.

_____.

Read the sentences. (वाक्ये वाच.)

his -	her -
--------------	--------------



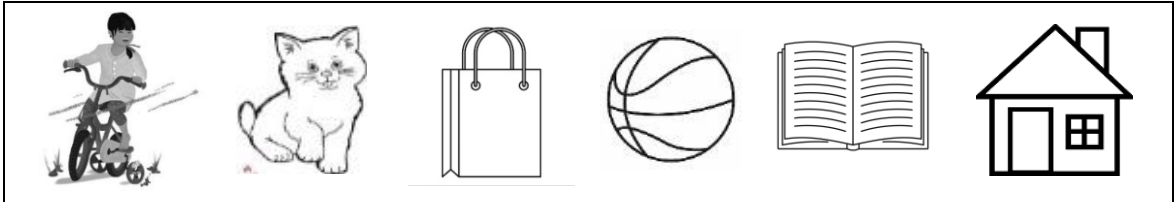
This is Ravi.	This is Suman.
He is a man.	She is a woman.
That is his hut.	That is her hut.




This is Raman.	This is Maya.
He is a boy.	She is a girl.
That is his goat.	That is her dog.



Read and complete the sentences. (खालील चित्रांचे निरीक्षण करून वाक्य पूर्ण कर.)



This is Indu.
 She is a girl.
 That is her cycle.
 That is her bag.
 That is her cat.
 That is her



This is Mani.
 He is a

That is his ice-cream.
 That is his umbrella.
 That is his

.....

Read the sentences. (वाक्ये वाच.)


I am	You are
-------------	----------------




I am a girl.
My name is Rama.
I am 10 years old.



I am a boy.
My name is Ravi.
I am 11 years old.



I am a boy.
You are a girl.
You are my friend.
I like my friend.



I am a boy.
You are a man.
You are my father.
I like my father.

I am a girl.
You are a woman.
You are my mother.
I like my mother.







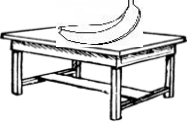
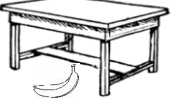


Write 4 sentences about yourself.
(स्वतःबद्दल चार 4 वाक्ये लिही.)

Draw a picture of yourself.
(स्वतःचे चित्र काढ.)

Read the sentences 5 times and say meaning in the regional language.










(प्रत्येक वाक्य 5 वेळा वाच आणि वाक्यांचे अर्थ मराठी भाषेत लिही.)

on - वर under - खाली

<p>The pencil is on the table. (पेन्सिल टेबलवर आहे.)</p> 	<p>The pencil is under the table. (पेन्सिल टेबलाखाली आहे.)</p> 
<p>The apple is on the chair. (आपलं टोचलं बसुन आहे.)</p> 	<p>The apple is under the chair. (आपलं टोचलं बसुन आहे.)</p> 
<p>The banana is on the table. (बनाना टेबलवर आहे.)</p> 	<p>The banana is under the table. (बनाना टेबलाखाली आहे.)</p> 
<p>The ball is on the bed. (गोल बसुन आहे.)</p> 	<p>The ball is under the bed. (गोल बसुन आहे.)</p> 






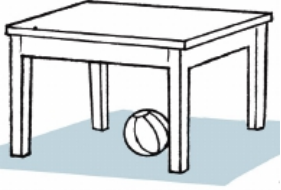
Read the sentences and circle the correct picture.


(खालील वाक्ये वाच आणि योग्य चित्राला गोल कर.)

<p>The bird is on the roof. (पक्षी छतावर आहे.)</p>			
<p>The bird is under the tree. (पक्षी बसुन आहे.)</p>			
<p>The bird is on the table. (पक्षी टेबलवर आहे.)</p>			

where - कोठे	on - वर	under - खाली
---------------------	----------------	---------------------

Read the questions and write the answers. (प्रश्न वाच आणि उत्तरे लिही.)

<p>Where is the bird? (पक्षी कोठे आहे?)</p>	<p>The bird is on the tree. (पक्षी झाडावर आहे.)</p> 
<p>Where is the car?</p>	<p>The car is on the road.</p> 
<p>Where is the nest?</p>	<p>The nest is _____</p> 
<p>Where is the monkey?</p>	<p>_____</p> <p>_____</p> 
<p>Where is the cat?</p>	<p>_____</p> <p>_____</p> 
<p>Where is the ball?</p>	<p>_____</p> <p>_____</p> 

 Videos: on, in, under

<https://www.youtube.com/watch?v=5Tf0DLBkkzw>

<https://www.youtube.com/watch?v=uDGwhiwwxA>

<https://www.youtube.com/watch?v=8F0NYBBKczM>

Teachers'/Parents'Feedback :	  	Teachers'/Parents'Sign :	
------------------------------	---	--------------------------	--

I can Read– Practice and Comprehension (वाचन- सराव कर आणि समजून घे.)

Read the sentences 5 times each and say the meaning in Marathi. Put a tick ✓ in the ○ as you read. Do not spell the words. Read full words.

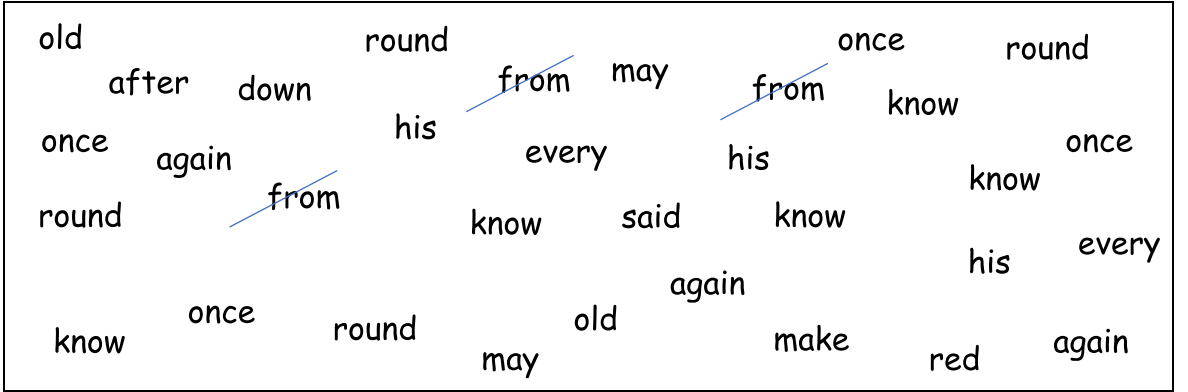
(प्रत्येक वाक्य 5 वेळा वाच आणि मराठी भाषेत त्याचा अर्थ सांग. प्रत्येक वेळी वाक्य वाचून झाल्यावर गोलावर बरोबरची ✓ खूण कर. शब्दाचे स्पेलिंग न सांगता पूर्ण शब्द वाचण्याचा प्रयत्न कर.)

<p>I like to run. I like to jump. I like to play. It's so much fun.</p> <p>① ② ③ ④ ⑤</p>	<p>Do you like to read? Do you like to write? Do you like to play? What do you like to do?</p> <p>① ② ③ ④ ⑤</p>	<p>My name is Ravi. I am a man. I like to watch TV. What do you like to do?</p> <p>① ② ③ ④ ⑤</p>
<p>I have a pet cat. Her name is Rani. She is white. She is big. She likes to run.</p> <p>① ② ③ ④ ⑤</p>	<p>I have a dog His name is Shera. My dog is small. My dog is black and white.</p> <p>① ② ③ ④ ⑤</p>	<p>This is my house. My house is red. My house is small.</p> <p>① ② ③ ④ ⑤</p>
<p>Where is the monkey? The monkey is on the roof. Where is the roof? The roof is on the house.</p> <p>① ② ③ ④ ⑤</p>	<p>My name is Jai. I am a boy. I am 8 years old. I am in class 4. I like to read a book.</p> <p>① ② ③ ④ ⑤</p>	<p>Look at the bird. The bird is on the tree. Look at the cat. The cat is under the tree.</p> <p>① ② ③ ④ ⑤</p>
<p>My name is Janaki. I am 9 years old. I like to write. My pencil is on the table.</p> <p>① ② ③ ④</p>	<p>I see a tree. I see two birds. I see the birds in the garden.</p> <p>① ② ③ ④ ⑤</p>	<p>I see a cow. The cow is big. The cow is white. She likes to eat grass.</p> <p>① ② ③ ④ ⑤</p>

Read the sight words 5 times each. (नियमित वापरातील शब्दे 5 वेळा वाच.)

after	stop	her	live	put
again	every	take	may	round
an	fly	him	thank	some
any	from	his	of	them
as	give	how	old	sing
ask	going	just	once	sit
by	had	know	open	sleep
could	has	let	over	tell

Read, find and write how many. (एकसारखे शब्द शोधून त्यावर काट मार आणि खाली त्यांची संख्या लिही.)



from <u> 3 </u>	know <u> </u>	may <u> </u>	old <u> </u>	every <u> </u>
again <u> </u>	once <u> </u>	after <u> </u>	round <u> </u>	his <u> </u>

How many sight words can you write in 2 minutes? (2 मिनिटांत नियमित वापरातले तु कित्ती शब्द लिहू शकते/शकतो ते लिही.)

Read the sight words 5 times each. (नियमित येणारे शब्द 5 वेळा वाच.)

always	call	found	off	upon
around	use	gave	or	those
because	cold	goes	pull	these
been	does	very	read	their
before	don't	green	right	we
best	fast	its	wash	where
both	first	made	which	yellow
but	five	many	us	orange

Read, find and write how many. (एकसारखे शब्द शोधून त्यावर काट मार आणि खाली त्यांची संख्या लिही.)

read best cold read which made best
 fast green made orange yellow big
 yellow read yellow said green fast
 orange which yellow which cold fast
 orange which yellow which orange made cold

read 4	yellow _____	green _____	which _____	best _____
fast _____	orange _____	cold _____	best _____	made _____

How many sight words can you write in 2 minutes? (2 मिनिटांत नियमित वापरातले तु कित्ती शब्द लिहू शकते/शकतो ते लिही.)

Read all the words and sentences 5 times and copy in your notebook.

(खालील शब्द 5 वेळा वाच. वाचून झाल्यावर गोलावर बरोबरची ✓ खूण कर. शब्दांचे स्पेलिंग न सांगता पूर्ण शब्द वाचण्याचा प्रयत्न कर.)

ay words

day _____	pay _____	may _____	way _____	say _____
away _____	today _____	play _____	stay _____	clay _____

① ② ③ ④ ⑤

(प्रत्येक वाक्य 5 वेळा वाच. प्रत्येक वेळी वाक्य वाचून झाल्यावर गोलावर बरोबरची ✓ खूण कर. शब्दांचे स्पेलिंग न सांगता पूर्ण शब्द वाचण्याचा प्रयत्न कर.)

I like to **play** in **May**.

I like to **play** with **clay**.

I will **pay** for it.

Today it is going to rain.

I want to **play** all **day**.

I will **stay** in school after class to complete my homework.

① ② ③ ④ ⑤

More words

<u>a</u> <u>e</u>	<u>ai</u>	<u>ay</u>
<u>n</u> ame	<u>p</u> ail	tr <u>a</u> y
<u>c</u> ane	<u>p</u> aid	l <u>a</u> y
<u>t</u> ake	<u>r</u> ail	r <u>a</u> y
<u>l</u> ate	af <u>r</u> aid	h <u>a</u> y
<u>g</u> rape	sn <u>a</u> il	Mon <u>d</u> ay
<u>l</u> ake	<u>p</u> lain	Tues <u>d</u> ay
<u>sh</u> ade	st <u>a</u> in	Wednes <u>d</u> ay
<u>pl</u> ate	<u>p</u> aint	Thurs <u>d</u> ay
<u>m</u> ake	ch <u>a</u> in	Fr <u>i</u> day
<u>pl</u> ane		Satur <u>d</u> ay
<u>p</u> age		Sund <u>a</u> y

I can Read (वाचन)

Read the sentences 5 times each and say the meaning in Marathi. Put a tick ✓ in the ○ as you read. Do not spell the words. Read full words.

(प्रत्येक वाक्य 5 वेळा वाच आणि मराठी भाषेत त्याचा अर्थ सांग. प्रत्येक वेळी वाक्य वाचून झाल्यावर गोलावर ○ बरोबरची ✓ खूण कर. शब्दाचे स्पेलिंग न सांगता पूर्ण शब्द वाचण्याचा प्रयत्न कर.)

<p>I have a friend. Her name is Sheela. She is 8 years old. I like to play with her.</p> <p>① ② ③ ④ ⑤</p>	<p>Jake went to the lake. His mother gave him a cake on a plate. He looked for a place to eat the cake. He found a cave. He liked the shade in the cave.</p> <p>① ② ③ ④ ⑤</p>
<p>Maya is a girl. She is tall and thin. She has black hair. She can sing and dance.</p> <p>① ② ③ ④ ⑤</p>	<p>On Monday, Maya reads a book. On Tuesday, she plays with her friend. On Wednesday, she watches TV. On Thursday, she helps her mother.</p> <p>① ② ③ ④ ⑤</p>
<p>We wait for the train. The train is long. The train goes on the rail. The rain stops the train.</p> <p>① ② ③ ④ ⑤</p>	<p>On Friday, Maya rides her cycle. On Saturday, she plays with her brother. What does she do on Sunday?</p> <p>① ② ③ ④ ⑤</p>
<p>It is a rainy day. Ram wants to go out and play. Ram hopes the rain will go away soon.</p> <p>① ② ③ ④ ⑤</p>	<p>I see the sun. I told my mother it looks like a little yellow dot. She said it was a big star.</p> <p>① ② ③ ④ ⑤</p>

Read all the words and sentences 5 times and tick in the circle as you read.

(खालील शब्द आणि वाक्य 5 वेळा वाच. वाचून झाल्यावर गोलावर बरोबरची ✓ खूण कर. शब्दांचे स्पेलिंग न सांगता पूर्ण शब्द आणि वाक्ये वाचण्याचा प्रयत्न कर.)

ee words

feet _____	week _____	peek _____	tree _____	free _____
need _____	feed _____	seed _____	weep _____	bee _____
feel _____	knee _____	street _____	three _____	deep _____
peel _____	green _____	seek _____	sheep _____	teeth _____

① ② ③ ④ ⑤

I have two **feet**.

My **feet** are big.

The **tree** is **green**.

A **week** has seven days.

I **peek** through the window to **see** a big bird.

I **see** a small **bee** on a big **tree**.

I **feel** happy when I sing.



I brush my **teeth** in the morning.

I have pain in my **knee**.

The **sheep** like to sit under the **tree**.

The **sheep** like the shade under the **tree**.

① ② ③ ④ ⑤



Teachers'/Parents'Feedback :



Teachers'/Parents'Sign :

Read 5 times. Fill in the blanks. (रिकाम्या जागा भर आणि वाक्य 5 वेळा वाच.)



This is a tree. It is big and green. A boy, a girl and a dog are under the tree. The girl hugs the tree. The tree is happy. The dog jumps because he is also happy.

The tree is _____ and _____.

The girl _____ the tree.

Circle the correct words.

(अचूक शब्दाला गोल कर.)

Copy the correct words.

(अचूक शब्द चौकटीत लिही.)



leg
leeg



pek
peek



wed
weed



wet
weet



vet
veet



shap
sheep



ten
teen



den
deen



fet
feet







slep
sleep

Read, understand and copy the questions. Write the answer using full sentences.

(वाच, समजून घे आणि प्रश्न लिही. दिलेल्या प्रश्नांची पूर्ण वाक्यात उत्तरे लिही.)

HOW MANY?

 <p>How many legs do two ladybirds have?</p> <p>Example Answer: Two ladybirds have <u>twelve</u> legs.</p>	<p>How many ears do seven dogs and 3 cats have?</p> 
<p>How many wings do four birds have?</p> 	<p>How many tails do three monkeys, two horses and one lion have?</p> 

Read times and copy. Match the pictures with the sentences by writing the picture number next to the sentences. One is done for you.

(खालील वाक्य 5 वेळा वाच. चित्रांचा क्रमांक लिहून चित्र आणि वाक्यांच्या जोड्या लाव आणि योग्य क्रमाने वाक्ये तुझ्या वहीत लिही.)

HIDE AND SEEK

Jeetu is playing with his friends. It is Jeetu's turn to count.

Jeetu starts counting. (5)

Viju hides behind a tree. _____

Suman hides behind the door. _____

Aman hides under a basket. _____

Biju hides inside a drum. _____


Oh no! Jeetu has stopped. What comes after 39?

He starts counting again. His friends have to hide again.

1



2



3



4




5



High Frequency Words - Fry word list (401 to 500)

able - एबल - क्षमता	fly - फ्लाय - माशी	shown - शॉन - दाखवणे
ago - अगउ - पूर्वी	force - फोर्स - बल	six - सिक्स - सहा
among - अमंग् - च्या मध्यभागी	front - फ्रन्ट - समोरचा भाग	size - साइझ - आकार
ball - बॉल - चेंडू	full - फुल - पूर्ण भरलेला	special- स्पेशल - विशेष
base - बेइस् - पाया	game - गेम - खेळ	stars - स्टार्स - तारे
became - बिकेम - झाले	gave - गेव्ह - दिली	stay - स्टेइ - राहाणे
behind - बिहाइन्ड - पाठीमागे	government - गव्हर्न्मेंट - शासन	stand - स्टँड - उभा राहिला
boat - बउट - बोट	green - ग्रीन - हिरवा	street - स्ट्रीट - रस्ता
box - बॉक्स - पेटी	half - हाफ - अर्धा	strong - स्ट्रॉंग - बलवान
bread - ब्रेड - पाव	include - इनक्लूड - समाविष्ट	surface - सरफेस - पृष्ठभाग
bring - ब्रिंग - आणणे	inside - इनसाईड - आतील बाजू	system - सिस्टिम् - यंत्रणा
Brought - ब्रॉट - आणले	island - आइलन्ड - बेट	ten - टेन - दहा
Building - बिल्डिंग - इमारत	Known - नो - माहित असणे	though - दउ - जरी
built - बिल्ट - बांधले	Language - लॅंग्वेज - भाषा	thousand - थाउझन्ट - हजार
cannot - कॅन्नाट - करू शकत नाही	less - लेस - कमी	understand - अन्डरस्टँड - समजणे
carefully - केअरफुली - काळजीपूर्वक	machine - मशीन - यंत्र	verb - व्हर्ब - क्रियापद
check - चेक - तपासणी	material - मटिरिअल् - साहित्य	wait - वेइट् - वाट पहाणे
circle - सर्कल - वर्तुळ	minute - मिनिट् - मिनिट	warm - वॉम् - उबदार
class - क्लास - वर्ग	note - नोट् - टिपण	contain - कनटेइन - समाविष्ट
clear - क्लिअर - स्पष्ट	nothing - नथिंग् - काहीही नाही	correct - करेक्ट् - बरोबर
common - कॉमन - सामान्य	noun - नाउन - नाम	course - कोर्स - अभ्यासक्रम
decided - डिसाईड - निश्चित	object - ऑब्जेक्ट - वस्तू	dark - डार्क - गडद
deep - डीप् - खोल	ocean - ओशन - महासागर	heat - हीट् - उष्णता
done - डन् - पूर्ण केलेला	oh - ओ -	heavy - हेव्ही - अवजड
dry - ड्राय - कोरडा	pair - पेअर् - जोडी	hot - हॉट् - गरम
English - इंग्लीश - इंग्रजी	person - पर्सन - व्यक्ती	inches - इंचेस् - इंच
Education - इज्युकेशन - शिक्षण	plane - प्लेइन - सपाट	ran - रन् - धावणे
explain - इक्स्प्लेन - स्पष्ट करणे	power - पाउअर् - सामर्थ्य	rest - रेस्ट् - विश्रांती
fact - फॅक्ट - वस्तुस्थिती	produce - प्रड्यूस - उत्पादित	road - रोड् - रस्ता
fill - फील - वाटणे	quickly - क्विकली - वेगाने	round - राउड् - गोल
filled - फिल्ड - भरलेले	rule - रूल् - नियम	week - विक् - आठवडा
finally - फाईनली - अखेरचे म्हणुन	scientist - साइअन्टिस्ट् - शास्त्रज्ञ	wheels - वील्स् - चाक
fine - फाईन - छान	shape - शेप् - आकार	yes - येस् - बरोबर

Cut along the lines. Look at the page numbers and combine to make your own 'mini story book.'
(रेषांनी दाखविल्यानुसार चित्रे कापून घे. प्रत्येक चित्रामध्ये दिलेला क्रमांक काळजीपूर्वक बघ आणि त्यांना क्रमाने जुळव. तुझे स्वतःचे 'छोटे गोष्टीचे पुस्तक' तयार होईल.)

<p>8</p>  <p>You are my friend.</p>	<p>1</p> <p>My Friends</p> 
<p>6</p>  <p>Who will jump with me?</p>	<p>3</p>  <p>I will play with you.</p>
<p>2</p>  <p>Who will play with me?</p>	<p>7</p>  <p>I will jump with you.</p>
<p>4</p>  <p>Who will run with me?</p>	<p>5</p>  <p>I will run with you.</p>

Date : ____ / ____ / ____

Paste the parts to make a story.

(गोष्ट तयार करण्यासाठी चित्रांचे तुकडे खालील चौकोनांमध्ये चिकटव.)


1	2
3	4
5	6
7	8



+91 80 26629890 

info@sikshana.org @

www.sikshana.org 

41, K. R. Road, Basavangudi 
Bengaluru – 560004, Karnataka